ELECTRICAL SYMBOLS LEGEND

REFERENCE SYMBOLS

E-1	DETAIL NUMBER SHEET
	FLAG NOTE
1	REVISION TAG
AHU-1	MECHANICAL EQUIPMENT
XX kA	FAULT CURRENT TAG

FIRE ALARM SYMBOLS

OR	COMBINATION SMOKE/FIRE DAMPER
FACP	FIRE ALARM CONTROL PANEL
FARA	FIRE ALARM REMOTE ANUNCIATOR
	FIRE ALARM STROBE LIGHT
SD	FIRE ALARM SMOKE DETECTOR
SD	FIRE ALARM COMBINATION SMOKE DETECTOR / CARBON MONOXIDE ALARM

WIRING SYMBOLS

	BREAK (CONTINUATION)
	CAP
	STUB DOWN
	STUB UP
	CONDUIT / CABLING CONCEALED IN CEILING OR WALL
	CONDUIT / CABLING CONCEALED UNDERGROUND OR IN CEILING SPACE OF LEVEL BELOW
G	GROUNDING CONDUCTOR(S) PER CODE
	FLEXIBLE CONDUIT

LUMINAIRE SYMBOLS

EM EM	SHADING AND/ OR "EM" INDICATES EMERGENCY EGRESS LUMINAIRES
FL1 3a / FL1 3-Z1.2	TYPICAL LUMINAIRE ANNOTATIONS: FL1 = LUMINAIRE TYPE 3 = CIRCUIT NUMBER c = SWITCH LEG Z1.2 = CONTROL ZONE

POWER SYSTEMS SYMBOLS

	PANELBOARD: SURFACE, FLUSH MOUNTED. DASHED LINE = CLEARANCE (TYPICAL)
	ELECTRICAL DISTRIBUTION EQUIPMENT. SEE PLANS FOR TYPE, DIMENSIONS, NAME, ETC. DASHED LINE = CLEARANCE (TYPICAL)
Y	CONNECTION TO EQUIPMENT BY OTHERS
	CONNECTION TO MOTOR
	DISCONNECT SWITCH, FUSED
	DISCONNECT SWITCH
VFD	VARIABLE FREQUENCY DRIVE
	EMERGENCY POWER OFF BUTTON
	GROUND BAR
	GROUND ROD
	JUNCTION BOX: WALL, FLOOR AND CEILING MTD
	RECEPTACLE, DUPLEX: WALL, FLOOR AND CLG MTD; PARALLEL SHADED = HALF-SWITCHED
	RECEPTACLE, DUPLEX: WALL MTD ABOVE BACKSPLASH, GFCI-TYPE
	RECEPTACLE, DOUBLE DUPLEX: WALL, FLOOR AND CLG MTD; PARALLEL SHADED = HALF-SWITCHED
	RECEPTACLE, DOUBLE DUPLEX: WALL MTD ABOVE BACKSPLASH, GFCI-TYPE
	RECEPTACLE, SIMPLEX: WALL, FLOOR AND CLG MTD
	RECEPTACLE, SIMPLEX: WALL MTD ABOVE BACKSPLASH, GFCI-TYPE
	SPECIALTY RECEPTACLE: WALL, FLOOR AND CLG MTD. NEMA TYPE AS INDICATED ON PLANS.
702	TYPICAL DEVICE ANNOTATIONS: ON ALTERNATE POWER: 700, 701 AND 702 SYSTEMS PER NEC
WP	WEATHERPROOF
GFI	GFCI TYPE
C	FULLY CONTROLLED (NOT HALF-SWITCHED)

LOW VOLTAGE SYSTEMS SYMBOLS

	PUSHBUTTON. WALL-MOUNTED.
	JUNCTION BOX: WALL, FLOOR AND CEILING MTD
	COMBINATION RF COAX / PHONE OUTLET WALL, FLOOR AND CEILING MTD
	COMBINATION DATA / PHONE OUTLET WALL, FLOOR AND CEILING MTD
	DATA OUTLET WALL, FLOOR AND CEILING MTD
	PHONE OUTLET WALL, FLOOR AND CEILING MTD
TV TV	RF COAX CABLE OUTLET WALL, FLOOR AND CEILING MTD
CR CR	CARD / FOB READER WALL/ MULLION AND BOLLARD MTD
DS	SECURITY DOOR POSITION MONITOR
ES	ELECTRIC STRIKE
KP KP	KEYPAD WALL/ MULLION AND BOLLARD MTD
WP F	CCTV CAMERA LOCATION. WP = WEATHERPROOF F = FUTURE LOCATION; PREWIRE ONLY INTERIOR LOCATIONS; PREWIRE, BOX AND CONDUIT AT EXTERIOR LOCATIONS.
SP	SPEAKER, CEILING MOUNTED

CONTROL SYMBOLS

M	MOTORIZED CONTROL DAMPER
	THERMOSTAT
$ 2PDX etc	WALL SWITCH / LOW VOLTAGE WALL STATION. SUPERSCRIPT INDICATES SWITCH TYPE (BELOW). SUBSCRIPT INDICATES SWITCHLEGS / RELAYS CONTROLLED; FOR MULTI-POLE WALL STATIONS, CONTROL FOR EACH POLE SEPARATED BY COMMA (I.E. SWITCHLEGS a AND b CONTROLLED BY ONE POLE, c ANOTHER).
$ WP	WEATHERPROOF, TYPICAL
$	WALL SWITCH, LINE VOLTAGE, 1-POLE
$ 3	WALL SWITCH, LINE VOLTAGE, 3-WAY
$ TS	WALL SWITCH, LINE VOLTAGE, TIMER SWITCH
$ 1P	LOW VOLTAGE WALL STATION, 1-POLE, ON/OFF
$ DX	LOW VOLTAGE WALL STATION, 1-POLE, ON/OFF AND RAISE/LOWER
$ 2P	LOW VOLTAGE WALL STATION, 2-POLE, ON/OFF
$ 2PDX	LOW VOLTAGE WALL STATION, 2-POLE, ON/OFF AND RAISE/LOWER
OS	COMBINATION OCCUPANCY SENSOR SWITCH, WALL-MOUNTED
OS OS	OCCUPANCY SENSOR: WALL, CLG MTD
PC	PHOTO CELL, CLG MTD
OP OP	COMBINATION PHOTO CELL / OCCUPANCY SENSOR: WALL, CLG MTD

RISER DIAGRAM SYMBOLS

100AT GFP / 50AT	CIRCUIT BREAKER, ENCLOSED CIRCUIT BREAKER AT = TRIP AMPACITY GFP = GROUND FAULT PROTECTION PER CODE
100AF	FUSED SWITCH. AF= FUSE RATING
	SWITCH
	CONTACTOR/ RELAY - NORMALLY CLOSED
	CONTACTOR/ RELAY - NORMALLY OPEN
C	CONTACTOR COIL
	POTENTIAL TRANSFORMER. GROUND PER CODE.
	CURRENT TRANSFORMER
DM	DIGITAL METER
M M	UTILITY METER SOCKET WITH METER; PER UTILITY REQUIREMENTS; REMOTE MOUNTED.
	CONNECTION TO GROUND
	GROUND BAR
	PIPE GROUND PER CODE
	UFER GROUND PER CODE
SPD	SURGE PROTECTION DEVICE

CODES

2020 NATIONAL ELECTRICAL CODE WITH STATE AND LOCAL AMENDMENTS
2018 WASHINGTON STATE ENERGY CODE - RESIDENTIAL
2018 INTERNATIONAL BUILDING CODE WITH STATE AND LOCAL AMENDMENTS
2018 INTERNATIONAL FIRE CODE WITH STATE AND LOCAL AMENDMENTS
2018 INTERNATIONAL MECHANICAL CODE WITH STATE AND LOCAL AMENDMENTS
2018 UNIFORM PLUMBING CODE WITH STATE AND LOCAL AMENDMENTS
AMERICANS WITH DISABILITIES ACT (ADA)
EVERGREEN SUSTAINABLE DEVELOPMENT STANDARDS (ESDS)
WASHINGTON CITIES ELECTRICAL CODE

DRAWING LIST

ABBREVIATIONS

A, AMP	AMPERES	LBS	POUNDS
AB	ABOVE BACKSPLASH	LCP	LIGHTING CONTROL PANEL
AC	ALTERNATING CURRENT	LCZ	LIGHTING CONTROL ZONE
ACT	ACOUSTICAL CEILING TILE	LF	LINEAL FOOT
ADA	AMERICANS WITH DISABILITIES ACT	LRA	LOCKED ROTOR AMPS
ADJ	ADJUSTABLE	LTG	LIGHTING
AF	AMPERE RATING OF FUSE OR CB FRAME		
AFF	ABOVE FINISHED FLOOR	MAX	MAXIMUM
AFG	ABOVE FINISHED GRADE	MCA	MINIMUM CIRCUIT AMPACITY
AIC	AMPERE INTERRUPTING CAPACITY,	MED	MEDIUM
	AMPERE INTERRUPTING RATING	MEP	MECHANICAL, ELECTRICAL
AL	ALUMINUM (ALLOY)		& PLUMBING
ALT	ALTERNATE		& PLUMBING
APPROX	APPROXIMATE	MEZZ	MEZZANINE
ARCH	ARCHITECTURAL/ARCHITECT	MIN	MINIMUM OR MINUTE
AS	AMPERE RATING OF SWITCH	MISC	MISCELLANEOUS
AT	CB TRIP SETTING (AMPS)	MLO	MAIN LUGS ONLY
ATS	AUTOMATIC TRANSFER SWITCH	MNT	MOUNTED
AUTO	AUTOMATIC	MOCP	MAXIMUM OVERCURRENT PROTECTION
AUX	AUXILIARY		
AWG	AMERICAN WIRE GAUGE	N/A	NOT APPLICABLE
		N	NEUTRAL
BFF	BELOW FINISHED FLOOR	NC	NORMALLY CLOSED
BHP	BRAKE HORSE POWER	NEC	NATIONAL ELECTRICAL CODE
BLDG	BUILDING	-, NEG	NEGATIVE
		NEMA	NATIONAL ELECTRICAL MANUFACTURERS'
C	CONDUIT		ASSOCIATION
CB	CIRCUIT BREAKER	NIC	NOT IN CONTRACT
CFM	CUBIC FEET PER MINUTE	NL	NIGHT LIGHT (UNSWITCHED)
CKT	CIRCUIT	NO	NORMALLY OPEN
CLG	CEILING	NOM	NOMINAL
CO	CARBON MONOXIDE	NPT	NATIONAL PIPE THREAD
CO2	CARBON DIOXIDE	NTS	NOT TO SCALE
CONN	CONNECTED		
CT	CURRENT TRANSFORMER	OC	ON CENTER
CU	COPPER	OCC	OCCUPANCY
		OD	OUTSIDE DIAMETER
dB	DECIBEL	OS	OCCUPANCY SENSOR
DC	DIRECT CURRENT		
° OR DEG.	DEGREE	P	POLE
DIA	DIAMETER	PC	PHOTOCELL
DISC	DISCONNECT	PERF	PERFORATED
DIST	DISTRIBUTION	Φ OR PH	PHASE
DIV	DIVISION	PNL	PANELBOARD
DN	DOWN	POC	POINT OF CONNECTION
DP	DISTRIBUTION PANEL	PSF	POUNDS PER SQUARE FOOT
DWG(S)	DRAWING(S)	PSI	POUNDS PER SQUARE INCH
DZ	DAYLIGHT CONTROL ZONE (LIGHTING)		
		QTY	QUANTITY
EA	EACH		
EM	EMERGENCY (700 SYSTEM)	REQ	REQUIRED
EMT	ELECTRICAL METALLIC TUBING	RLX	RELOCATE EXISTING
EF	EXHAUST FAN	RM	ROOM
EWC	ELECTRIC WATER COOLER	RMC	RIGID METALLIC CONDUIT
EWH	ELECTRIC WATER HEATER	RNC	RIGID NON-METALLIC CONDUIT (PVC)
EX	EXISTING/EXISTING TO REMAIN	RPM	REVOLUTIONS PER MINUTE
		RTU	ROOF TOP UNIT
FA	FIRE ALARM	RV	RELIEF VALVE
FACP	FIRE ALARM CONTROL PANEL	RX	REMOVE EXISTING
FARA	FIRE ALARM REMOTE ANUNCIATOR		
FC	FOOTCANDLES	SA	SUPPLY AIR
FF	FINISHED FLOOR	SD	SMOKE DETECTOR
FLA	FULL LOAD AMPS	SF	SQUARE FOOT
FLEX	FLEXIBLE	SPD	SURGE PROTECTION DEVICE
FP	FIRE PROTECTION	SPEC	SPECIFICATION
FPM	FEET PER MINUTE	S/S, OR SS	STAINLESS STEEL
FPS	FEET PER SECOND	STD	STANDARD
FSD	FIRE SMOKE DAMPER	SWBD	SWITCHBOARD
FT	FEET/FOOT	T&P	TEMPERATURE AND PRESSURE
FOIC	FURNISHED BY OWNER		RELIEF VALVE
	INSTALLED BY CONTRACTOR	TBD	TO BE DETERMINED
FOIO	FURNISHED BY OWNER	TC	TIMECLOCK
	INSTALLED BY OWNER	TEL	TELEPHONE
		TELECOM	TELECOMMUNICATIONS
G, GND	GROUND	TEMP	TEMPERATURE
GALV	GALVANIZED	TOD	TOP OF DECK
GC	GENERAL CONTRACTOR	TOJ	TOP OF JOIST
GFI	GROUND FAULT CIRCUIT INTERRUPTER	T&P	TEMPERATURE & PRESSURE
GFP	GROUND FAULT PROTECTION	TSP	TOTAL STATIC PRESSURE
GRC	GALVANIZED RIGID STEEL CONDUIT	TYP	TYPICAL
H	HEIGHT	UL	UNDERWRITERS LABORATORY
HP	HORSEPOWER	UNO	UNLESS NOTED OTHERWISE
HTR	HEATER	UPS	UNINTERRUPTIBLE POWER SUPPLY
HVAC	HEATING VENTILATING AND	UTR	UP THROUGH ROOF
	AIR CONDITIONING		
HW	HOT WATER	V	VOLT
HZ	HERTZ	VA	VOLT AMPS
		VFD	VARIABLE FREQUENCY DRIVE
ID	INSIDE DIAMETER/DIMENSION	VOL	VOLUME
IESNA	ILLUMINATING ENGINEERING SOCIETY		
	OF NORTH AMERICA	W	WATT
IMC	INTERMEDIATE METAL CONDUIT	W/	WITH
IN	INCH/INCHES	W/O	WITHOUT
		WP	WEATHERPROOF
KCMIL	THOUSAND CIRCULAR MILS	WT	WEIGHT
KO	KNOCK OUT		
KW	KILOWATT/KILOWATTS	XFR	TRANSFORMER
KWH	KILOWATT HOUR(S)		
KVA	KILOVOLT AMPS		

SIDER + BYERS
MECHANICAL + ELECTRICAL ENGINEERS
192 Nickerson, Suite #300
Seattle, Washington 98109
Phone: 206.285.2966

SMR Architects
117 S. Main St., Suite 400
Seattle, WA 98104

PH: 206.623.1104
FX: 206.623.5285

King County Housing Authority

New Kirkland Heights LLLP
c/o: King County Housing Authority,
General Partner
13310 NE 133rd St.
Kirkland, WA 98034.
CONTRACT #: TC2300131

KIRKLAND HEIGHTS APARTMENTS

13324 NE 132nd St.,
Kirkland, WA 98034

SITE ELECTRICAL INFRASTRUCTURE

BID SET

NOT FOR CONSTRUCTION
JOHN M. GIANNA
STATE OF WASHINGTON
43761
REGISTERED PROFESSIONAL ENGINEER

REVISIONS / NOTES

NO	DATE	DESCRIPTION
1	5.19.23	BID ADDENDUM 2

DPD STAMP

TITLE

COVER SHEET

PERMIT #	
DRAWN	RA, JF
CHECKED	GL
ISSUE DATE	04/14/2023
JOB NO.	22014

SHEET NO.:

E001

10/7/2021 7:33:34 AM

ENERGY CODE NOTES

1. SEE THE LUMINAIRE SCHEDULE, AND THE LIGHTING PLANS FOR LIGHTING AND LIGHTING CONTROL REQUIREMENTS. SYSTEMS SHALL MEET THE REQUIREMENTS OF C405.2 AND C405.4.
2. OCCUPANCY SENSORS SHALL FAIL ON AND AUTOMATICALLY TURN OFF LUMINAIRES IN THEIR COVERAGE AREA WITHIN 30 MINUTES OF ALL OCCUPANTS LEAVING THE SPACE UNLESS NOTED OTHERWISE ON THE PLANS. SEE LIGHTING CONTROL SCHEDULES FOR ADDITIONAL FUNCTIONALITY REQUIREMENTS.
3. EXTERIOR LUMINAIRES THAT ARE INTENDED TO LIGHT THE BUILDING FAÇADE OR LANDSCAPE SHALL HAVE CONTROLS THAT AUTOMATICALLY SHUT OFF THE LIGHTING AS A FUNCTION OF DAWN / DUSK AND A SET OPENING AND CLOSING TIME.
4. THE SITE LIGHTING SHALL BE COMMISSIONED PER THE REQUIREMENTS OF SECTION C408 AND AS PER ADDITIONAL COMMISSIONING REQUIREMENTS FOR PROJECT - SEE DIVISION 01 AND DIVISION 26 SPECIFICATIONS, COMMISSIONING NOTES THIS DRAWING AND PROJECT DRAWINGS FOR REQUIREMENTS.

DEMOLITION NOTES

1. THE EXISTING BUILDINGS ON THE CAMPUS ARE TO REMAIN MOSTLY OCCUPIED DURING CONSTRUCTION. ANY ELECTRICAL WORK THAT WILL REQUIRE THE TEMPORARY INTERRUPTION OF THE POWER TO ANY PORTION OF THE BUILDING(S) SHALL BE PRE-SCHEDULED WITH THE OWNER AND ARCHITECT AT LEAST FIFTEEN WORKING DAYS PRIOR TO STARTING SAID WORK. THE CONTRACTOR SHALL NOT INTERRUPT POWER TO ANY PORTION OF THE BUILDING WITHOUT PRIOR THE WRITTEN CONSENT OF THE OWNER.
2. ALL EXISTING UTILITY SERVICES (POWER, TELEPHONE, CABLE TELEVISION) ON THE CAMPUS WILL BE REPLACED WITH NEW INFRASTRUCTURE. ALL EXISTING INFRASTRCUTURE WILL BE DEMOLISHED OR DISCONNECTED AND ABONDONED IN PLACE WHERE ALLOWED BY UTILTY PROVIDERS, CIVIL, ARCHITECT, OWNER, ETC. ALL UTILITY WORK MUST BE FULLY COORDINATIONED WITH ALL PROVIDERS PRIOR TO THE START OF ANY DEMOLITION OR RELOCATION OF EXISTING FACILITIES.

   CONTRACTORS MUST COORDINATE WITH UTILTIY PROVIDERS FOR ANY AND ALL REQURIED INSPECTIONS OF REVISED OR NEW UTILITY INFRASTRUCTURE.
3. PLEASE NOTE, ALL INFORMATION SHOWN IN REGARDS TO THE EXISTING SYSTEMS AND INSTALLATION WAS TAKEN FROM AVAILABLE RESOURCES. THE CONTRACTOR SHALL VISIT THE SITE PRIOR TO SUBMISSION OF BID AND FIELD VERIFY ACTUAL CONDITIONS RELATED TO THE SCOPE OF WORK FOR THIS PROJECT AND SHALL INCLUDE ALL WORK REQUIRED TO FULFILL THE PROJECT SCOPE BASED ON THE ACTUAL EXISTING CONDITIONS IN THEIR BID. INFORM ARCHITECT AND ENGINEER OF CONFLICTS.
4. EXISTING CIRCUITING, WHERE SHOWN, IS BASED ON AVAILABLE AS-BUILT DRAWINGS. THE CONTRACTOR SHALL FIELD VERIFY EXISTING INSTALLATIONS.
5. FOR EXISTING EQUIPMENT TO BE DEMOLISHED, REMOVE ALL ASSOCIATED ELECTRICAL DISCONNECTS, CONDUIT, CONDUCTORS, AND CABLING BACK TO PANELBOARD FOR EQUIPMENT ON DEDICATED CIRCUITS. WHERE ADDITIONAL EQUIPMENT TO REMAIN OR BE REPLACED SHARES A CIRCUIT WITH EQUIPMENT TO BE DEMOLISHED, REMOVE ELECTRICAL DISCONNECT AND WIRING ASSOCIATED WITH EQUIPMENT TO BE DEMOLISHED AND REWORK CIRCUIT WIRING AS REQUIRED TO MAINTAIN POWER TO EQUIPMENT TO REMAIN OR BE REPLACED.
6. WHERE RENOVATION WORK INTERFERES WITH EXISTING CIRCUITS OR EQUIPMENT NOT TO BE DEMOLISHED, REWORK OR RELOCATE EXISTING CIRCUITS AND EQUIPMENT AS REQUIRED TO MAINTAIN POWER TO THEM. REFER ALL CONFLICTS TO THE ARCHITECT AND ENGINEER.
7. REMOVE EXISTING BRANCH CIRCUIT CONDUCTORS, CONDUITS AND CABLING ASSOCIATED WITH EXISTING EQUIPMENT AND DEVICES TO BE DEMOLISHED BACK TO THE NEAREST ACTIVE DEVICE THAT IS TO REMAIN. MAKE-SAFE CONDUCTORS AND CAP-OFF CONDUIT AS REQUIRED.
8. WHERE EXISTING BRANCH CIRCUITS ARE TO BE RE-USED THE CONDUCTORS, CONDUIT OR CABLES OF THE ORIGINAL CIRCUIT ARE TO REMAIN AND BE RE-USED IF POSSIBLE, DOWNSTREAM BRANCH CIRCUIT CONDUCTORS, CONDUIT OR CABLES SERVING EXISTING TO BE DEMOLISHED EQUIPMENT OR DEVICES ARE TO BE REMOVED. THE CONTRACTOR SHALL VERIFY THAT EXISTING CONDUCTORS TO BE RE-USED ARE IN GOOD CONDITION AND RATED FOR 90-DEGREES C.
9. ALL REMOVED ELECTRICAL MATERIALS NOT TO BE RE-USED SHALL BECOME THE PROPERTY OF THE ELECTRICAL CONTRACTOR AND SHALL BE REMOVED FROM THE JOB SITE.
10. COORDINATE STORAGE LOCATION AND PROTECTION OF EQUIPMENT TO BE RE-USED WITH THE OWNER.
11. DAMAGE TO EQUIPMENT, DEVICES, ETC TO REMAIN CAUSED BY THE CONTRACTOR SHALL E REPLACED, REPAIRED AND RESTORED BY THE CONTRACTOR AT NO EXPENSE TO THE OWNER. WORK SHALL BE COMPLETED TO THE COMPLETE SATISFACTION OF THE OWNER.

GENERAL PROJECT NOTES

1. THESE PLANS ARE SCHEMATIC AND DO NOT SHOW EXACT ROUTING, DEVICE LOCATIONS, ETC. THE ELECTRICAL, LOW VOLTAGE AND FIRE ALARM CONTRACTORS SHALL COORDINATE WITH ALL OTHER TRADES AND PROVIDE COMPLETE AND FULLY OPERATIONAL AND COORDINATED ELECTRICAL AND FIRE ALARM SYSTEMS THAT MEET ALL REQUIREMENTS OF THE OWNER, CODE AND THE LOCAL AHJ AND THE CONTRACT DOCUMENTS.
2. MATERIALS, METHODS AND INSTALLATION SHALL COMPLY WITH THE PROVISIONS OF THE LATEST EDITION (WITH STATE AND LOCAL AMENDMENTS) OF THE NATIONAL ELECTRICAL CODE, WASHINGTON STATE ENERGY CODE, INTERNATIONAL BUILDING CODE, INTERNATIONAL FIRE CODE, INTERNATIONAL MECHANICAL CODE, UNIFORM PLUMBING CODE, THE AMERICANS WITH DISABILITY ACT AND LOCAL CODES AND ORDINANCES.
3. CONFIRM ALL DEVICE AND EQUIPMENT LOCATIONS AND QUANTITIES WITH THE OWNER AND ARCHITECT PRIOR TO THE START OF CONSTRUCTION.
4. CONTRACTORS TO MAINTAIN THE FIRE RATING OF ANY FIRE-RATED WALLS AND FLOORS. ALL FLOOR PENETRATIONS TO BE FINISHED TO A SMOOTH SURFACE.
5. INSTALL ALL EQUIPMENT PER CODE AND MANUFACTURER'S INSTRUCTIONS; THESE DRAWINGS ARE DIAGRAMMATIC. REFER TO THE MECHANICAL/PLUMBING EQUIPMENT COORDINATION SCHEDULE FOR CONNECTION REQUIREMENTS FOR SPECIFIC MECHANICAL AND PLUMBING EQUIPMENT. SEE THE PANEL SCHEDULES AND FEEDER AND BRANCH CIRCUIT SCHEDULES FOR CIRCUIT SIZES.
6. ALL ELECTRICAL AND LOW VOLTAGE SYSTEM DEVICES AND EQUIPMENT (LUMINAIRES, CONDUIT AND CABLING, ETC) SHALL BE INDEPENDENTLY SUPPORTED (I.E. DO NOT SUPPORT LUMINAIRES FROM MECHANICAL EQUIPMENT, ETC). PROVIDE SUPPORTS PER CODE AND AHJ REQUIREMENTS.
7. ALL UTILITY INFRASTRUCTURE (POWER AND TELECOM) SHALL MEET THE UTILITY SERVICE PROVIDERS' REQUIREMENTS.
8. ALL NEW RACEWAYS AND CABLING SHALL BE INSTALLED CONCEALED WHEREVER POSSIBLE. AT OPEN CEILING AREAS, CONTRACTOR MUST PROVIDE CONDUCTORS / CABLING IN CONDUIT. COORDINATE THE ROUTING OF THE CONDUIT AT OPEN CEILING AREAS WITH THE ARCHITECT. ALL CONDUIT AND CABLING SHALL BE INSTALLED PARALLEL WITH BUILDING LINES. THE CONTRACTORS SHALL COORDINATE WITH THE CEILING TYPES IN ALL ROOMS AND ENSURE THAT ALL JUNCTION BOXES ARE ACCESSIBLE AFTER THE WORK OF ALL TRADES IS COMPLETE. JUNCTION BOXES SHALL NOT BE LOCATED ON HARD CEILINGS OR IN WALLS IN "FRONT OF HOUSE" SPACES WITHOUT PRIOR APPROVAL FROM ARCHITECT.
9. COORDINATE CONDUIT AND CABLING ROUTING WITH ALL OTHER TRADES PRIOR TO INSTALLATION TO AVOID CONFLICTS. ROUTE CONDUIT AS TO MINIMIZE PENETRATIONS THROUGH PARTITIONS.
10. COORDINATE THE EXACT LOCATIONS OF CEILING MOUNTED DEVICES WITH ALL OTHER TRADES. OCCUPANCY / VACANCY SENSORS SHALL BE INSTALLED AT LEAST 8-FT OR THE MANUFACTURER'S RECOMMENDED DISTANCE FROM ALL HVAC EXHAUST DIFFUSERS. LOCATE PHOTO CELLS PER MANUFACTURER'S INSTRUCTIONS.
11. COORDINATE THE LOCATIONS OF ALL WALL-MOUNTED DEVICES (OCCUPANCY SENSOR SWITCHES, LOW VOLTAGE WALL STATIONS, LINE VOLTAGE SWITCHES, THERMOSTATS, ETC) WITH LOCATIONS AND SWINGS OF DOORS. DO NOT LOCATE DEVICES SUCH THAT THEY WILL BE BEHIND ANY DOOR WHEN THAT DOOR IS OPEN WITHOUT PRIOR APPROVAL OF THE ARCHITECT.
12. BACK-TO-BACK DEVICES ARE NOT ALLOWED; INSTALL IN SEPARATE STUD CAVITIES.
13. THE ELECTRICAL CONTRACTOR SHALL PERFORM SHORT-CIRCUIT / FAULT CURRENT AND ARC FLASH STUDIES FOR THE PROJECT PER THE ACTUAL INTENDED INSTALLATION (FINAL GEAR SELECTION, ACTUAL FEEDER LENGTHS, ETC). STUDIES SHALL BE SUBMITTED TO THE ENGINEER WITH THE GEAR SUBMITTAL FOR REVIEW. FINAL STUDIES SHALL BE STAMPED BY AN ELECTRICAL ENGINEER CURRENTLY REGISTERED IN THE THE STATE OF WASHINGTON AND SHALL BE SUBMITTED TO THE LOCAL AHJ. THE ELECTRICAL CONTRACTOR SHALL PROVIDE ARC FLASH LABELS ON ALL ELECTRICAL DISTRIBUTION EQUIPMENT PER CODE AND AHJ REQUIREMENTS. SEE THE SPECIFICATION FOR ADDITIONAL REQUIREMENTS.
14. LIGHTING CONTROL COORDINATION MEETING: THE ELECTRICAL CONTRACTOR SHALL COORDINATE A LIGHTING CONTROL COORDINATION MEETING WITH THE OWNER, ARCHITECT, GENERAL CONTRACTOR, ELECTRICAL CONTRACTOR AND AN AUTHORIZED SERVICE REPRESENTATIVE OF THE INTENDED LIGHTING CONTROL SYSTEM FOR THE PROJECT TO DISCUSS THE LIGHTING CONTROL INTENT FOR THE PROJECT AND INTEGRATION OF THE LIGHTING CONTROL SYSTEM. THIS MEETING SHALL OCCUR AT LEAST TEN (10) WORKING DAYS PRIOR TO SUBMITTING THE LIGHTING CONTROL SUBMITTAL; THE LIGHTING CONTROL SUBMITTAL SHALL REFLECT THE DECISIONS MADE DURING THIS MEETING.
15. THE ELECTRICAL CONTRACTOR SHALL MARK LOCATIONS OF ALL DEVICES FOR POWER AND LOW VOLTAGE SYSTEMS (RECEPTACLES, TELECOM OUTLETS, CATV OUTLETS, FLOORBOXES, ETC) THROUGHOUT THE PROJECT FOR THE OWNER AND ARCHITECT TO REVIEW AND APPROVE PRIOR TO WIRING AND INSTALLATION OF DEVICES/ INFRASTUCTURE OF DEVICES. WHEN REQUESTED BY THE ARCHITECT AND OWNER, THE ELECTRICAL CONTRACTOR SHALL RELOCATE DEVICES AND EQUIPMENT UP TO SIX (6) FEET IN ANY DIRECTION AT NO COST TO THE PROJECT.
16. THE ELECTRICAL CONTRACTOR SHALL MAKE ALL REQUIRED SUBMISSIONS TO THE AUTHORITIES HAVING JURISDICTION FOR PERMITS AND APPROVAL OF ALL ELECTRICAL SYSTEMS AND SHALL PAY ALL FEES ASSOCIATED WITH THESE SUBMISSIONS AND OBTAINING THE REQUIRED PERMIT(S). PROVIDE A COPY OF THE FINAL APPROVED DRAWINGS WITH THE LOCAL AHJ'S APPROVAL STAMP TO THE OWNER FOR THEIR RECORDS.
17. ALL LOW VOLTAGE SYSTEMS, INCLUDING FIRE ALARM, ARE DESIGN BUILD. ANY DEVICES AND EQUIPMENT INDICATED ON THESE PLANS ARE PRELIMINARY FOR SPACE PLANNING PURPOSES ONLY. SEE LOW VOLTAGE NOTES THIS DRAWING, PRELIMINARY SYSTEMS PLANS, AND PERFORMANCE SPECIFICATIONS FOR INFORMATION AND REQUIREMENTS.
    A. FIRE ALARM SYSTEMS ARE TO BE DESIGNED, PERMITTED AND INSTALLED BY A FIRE ALARM CONTRACTOR HIRED UNDER THE SCOPE OF THIS PROJECT.
    B. ALL OTHER LOW VOLTAGE SYSTEMS (CATV, TELECOM, ETC) ARE TO BE DESIGNED AND INSTALLED BY A LOW VOLTAGE DESIGN-BUILD CONTRACTOR HIRED BY THE ELECTRICAL CONTRACTOR.
    C. THE ELECTRICAL CONTRACTOR IS TO PROVIDE ALL INFRASTRUCTURE (LINE VOLTAGE POWER, CONDUITS WITH PULLSTRINGS, BACKBOXES, EQUIPMENT RACKS, ETC) FOR THESE SYSTEMS. LOW VOLTAGE DEVICES SHOWN IN THIS BID SET ARE FOR BIDDING PURPOSES ONLY. THE ELECTRICAL CONTRACTOR SHALL CONFIRM ACTUAL DEVICE LOCATIONS, QUANTITIES, AND REQUIREMENTS WITH THE OWNER'S SYSTEM INSTALLERS AT THE START OF CONSTRUCTION.
    D. THE ELECTRICAL CONTRACTOR SHALL COORDINATE WITH ALL TELECOM UTILITY SERVICE PROVIDERS TO BRING TELECOM SERVICE TO THE BUILDING.

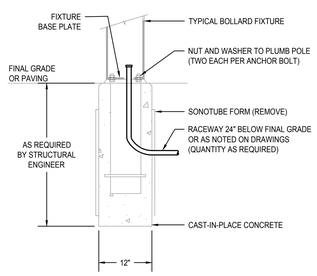

NOTES:

A. BOLLARD BASE SHALL BE FLUSH WITH PAVED SURFACES. LUMINAIRES TO HAVE A FINAL MOUNTING HEIGHT OF AS INDICATED IN LUMINAIRE SCHEDULE.

B. THIS DRAWING IS DIAGRAMMATIC TO SHOW DESIGN INTENT FOR BOLLARD BASES. THE ELECTRICAL CONTRACTOR SHALL HIRE A STRUCTURAL ENGINEER CURRENTLY REGISTERED IN THE STATE OF WASHINGTON TO ENGINEER BOLLARD BASES TAKING INTO ACCOUNT SCHEDULED LUMINAIRE, MANUFACTURER'S INSTALLATION INSTRUCTIONS, SOILS CONDITION, ETC. THE CONTRACTOR SHALL INCLUDE STAMPED FINAL BOLLARD FOUNDATION DESIGN WITH THE LUMINAIRE SUBMITTAL.

1 BOLLARD BASE DETAIL
N.T.S.

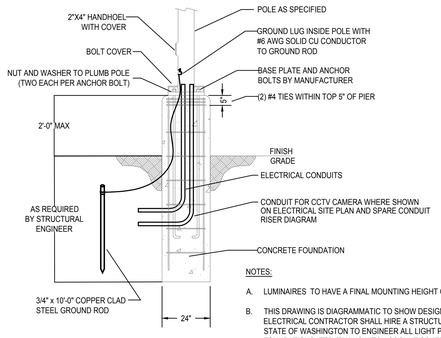

NOTES:

A. LUMINAIRES TO HAVE A FINAL MOUNTING HEIGHT OF AS INDICATED IN LUMINAIRE SCHEDULE.

B. THIS DRAWING IS DIAGRAMMATIC TO SHOW DESIGN INTENT FOR LIGHT POLE BASES. THE ELECTRICAL CONTRACTOR SHALL HIRE A STRUCTURAL ENGINEER CURRENTLY REGISTERED IN THE STATE OF WASHINGTON TO ENGINEER ALL LIGHT POLE BASES (POLES, ANCHOR BOLTS, FOUNDATIONS, ETC) TAKING INTO ACCOUNT SCHEDULED LUMINAIRE, MANUFACTURER'S INSTALLATION INSTRUCTIONS, SOILS CONDITION, ETC. FOR LIGHT POLES WITH PROVISIONS FOR FUTURE CCTV CAMERAS, THE CONTRACTOR'S STRUCTURAL ENGINEER SHALL ALSO TAKE THIS EQUIPMENT INTO ACCOUNT IN THEIR CALCULATIONS AND DESIGN. THE CONTRACTOR SHALL INCLUDE STAMPED FINAL POLE / POLE FOUNDATION DESIGN WITH THE LUMINAIRE SUBMITTAL.

2 POLE-MOUNTED LUMINAIRE POLE BASE DETAIL
N.T.S.

SIDER + BYERS
MECHANICAL + ELECTRICAL ENGINEERS
192 Nickerson, Suite #300
Seattle, Washington 98109
Phone: 206.285.2966

SMR Architects
117 S. Main St., Suite 400
Seattle, WA 98104

PH: 206.623.1104
FX: 206.623.5285

King County Housing Authority

New Kirkland Heights LLLP
c/o: King County Housing Authority,
General Partner
13310 NE 133rd St.
Kirkland, WA 98034.
CONTRACT #: TC2300131

KIRKLAND HEIGHTS APARTMENTS

13324 NE 132nd St.,
Kirkland, WA 98034

SITE ELECTRICAL INFRASTRUCTURE

BID SET

NOT FOR CONSTRUCTION

REVISIONS / NOTES

NO	DATE	DESCRIPTION
1	5.19.23	BID ADDENDUM 2

DPD STAMP

TITLE

PROJECT NOTES AND DETAILS

PERMIT #	
DRAWN	RA, JF
CHECKED	GL
ISSUE DATE	04/14/2023
JOB NO.	22014
SHEET NO.:	

E002

10/7/2021 7:33:34 AM

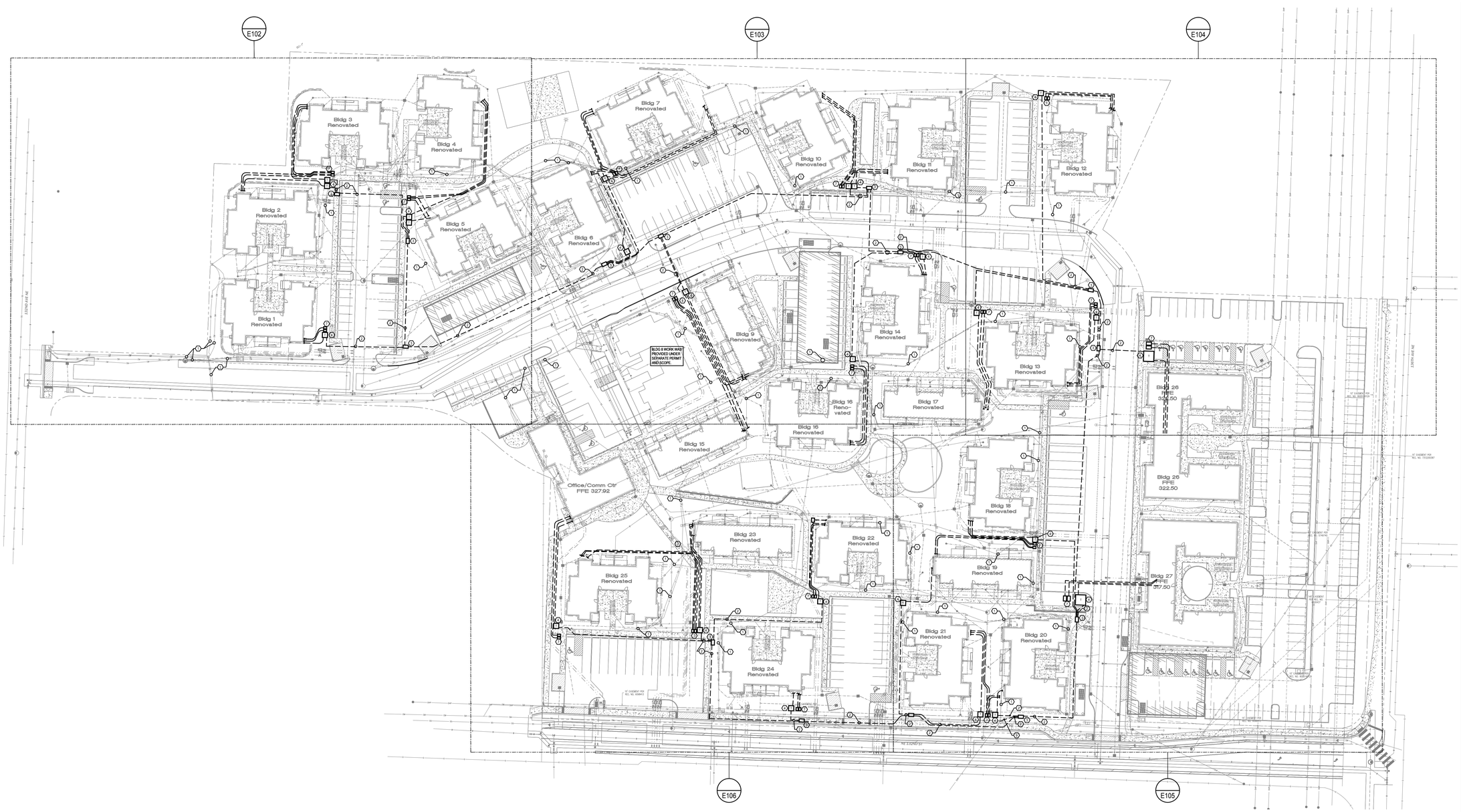

ELECTRICAL SITE PLAN - OVERALL

SCALE: 1"=40'-0"

GENERAL NOTES:

A. CONTRACTOR(S) TO PROVIDE AND EXECUTE LOCATES AND VERIFY ALL EXISTING UTILITY CONDITIONS PRIOR TO SITE ALTERATIONS.

B. COORDINATE ALL LOCATIONS AND ROUTING OF NEW UTILITY ELEMENTS WITH CIVIL AND ALL UTILITY PROVIDERS PRIOR TO ANY SITE WORK AND ROUGH-IN.

C. ALL TRENCHING AND BACKFILL NEEDED FOR ELECTRICAL SCOPE IS TO BE PROVIDED BY THE GENERAL CONTRACTOR.

D. ALL UTILITY TRANSFORMERS ARE TO BE PLACED IN SITE LOCATIONS THAT PROVIDE A FLAT GRADED SURFACE WITH 10-FEET OF CLEARANCE TO ANY COMBUSTIBLE CONSTRUCTION ELEMENTS AND MEETING PSE REQUIREMENTS FOR WORKING AREA.

E. CONDUIT ROUTING TO BUILDING FOR REFERENCE ONLY. SEE INDIVIDUAL BUILDING SITE PLANS FOR ADDITIONAL INFORMATION.

FLAG NOTES (X):

1. ALL EXISTING POWER AND TELECOM UTILITES ARE TO BE REPLACED WITH NEW INFRASTRUCTURE. EXISTING INFRASTRUCTURE TO BE DISCONNECTED AND ABANDONED IN PLACE WHERE POSSIBLE OR DEMOLISHED WHERE CONFLICTS EXIST WITH NEW SITE INFRASTRUCTURE. THE GENERAL AND ELECTRICAL CONTRACTORS ARE TO COORDINATE DIRECTLY WITH ALL UTILITY PROVIDERS TO ESTABLISH A SCHEDULE AND SEQUENCING OF SERVICE DISCONNECTS AND INSTALLATION OF NEW INFRASTRUCTURE THROUGHOUT SITE.

2. NEW UNDERGROUND PRIMARY POWER INFRASTRUCTURE BY PUGET SOUND ENERGY (PSE). PRIMARY POWER TO BE RUN IN A JOINT UTILITY TRENCH WITH NEW TELECOM INFRASTRUCTURE. PSE TO PROVIDE ALL CONDUIT, J-BOXES, TRANSFORMERS, ETC. FOR PRIMARY POWER INFRASTRUCTURE. GENERAL AND ELECTRICAL CONTRACTOR TO PROVIDE TRENCHING PER PSE AND TELECOMMUNICATION PROVIERS REQUIREMENTS.

3. NEW IN-GRADE PRIMARY POWER JUNCTION BOX PROVIDED BY PSE.

4. NEW PAD MOUNTED TRANSFORMER FOR INDIVIDUAL BUILDING SERVICE CONNECTION(S). PSE TO PROVIDE AND INSTALL TRANSFORMER AND MAKE ALL CONNECTIONS. SEE INDIVIDUAL BUILDING PLAN SETS FOR LOCATIONS AND ADDITIONAL INSTALLATION REQUIREMENTS.

5. NOT USED.

6. NOT USED.

7. NEW RECESSED IN-GRADE JUNCTION BOX FOR TELECOM SERVICE CONNECTION(S) TO THE INDIVIDUAL BUILDINGS. SEE INDIVIDUAL BUILDING PLAN SETS FOR LOCATIONS AND ADDITIONAL INSTALLATION REQUIREMENTS.

8. EXISTING PSE TRANSFORMER TO REMAIN. COORDINATE NEW PRIMARY AND SECONDARY CONNECTIONS WITH PSE. SEE INDIVIDUAL BUILDING PLAN SETS FOR LOCATION AND ADDITIONAL INSTALLATION REQUIREMENTS.

9. PROVIDE PRIMARY SERVICE FEEDERS FROM THE EXISTING PSE POWER POLE TO THE NEW J-BOX PER PSE REQUIREMENTS AND STANDARDS.

ALL INFORMATION SHOWN IN REGARDS TO THE EXISTING SYSTEMS AND INSTALLATION WAS TAKEN FROM AVAILABLE RESOURCES. THE CONTRACTORS SHALL VISIT THE SITE PRIOR TO SUBMISSION OF BIDS AND FIELD VERIFY ACTUAL CONDITIONS RELATED TO THE SCOPE OF WORK FOR THIS PROJECT AND SHALL INCLUDE ALL WORK REQUIRED TO FULFILL THE PROJECT SCOPE BASED ON THE ACTUAL EXISTING CONDITIONS IN THEIR BID. INFORM ARCHITECT AND ENGINEER OF CONFLICTS.

10/7/2021 7:33:34 AM

SIDER + BYERS
MECHANICAL + ELECTRICAL ENGINEERS
192 Nickerson, Suite #300
Seattle, Washington 98109
Phone: 206.285.2966

SMR Architects
117 S. Main St., Suite 400
Seattle, WA 98104

PH: 206.623.1104
FX: 206.623.5285

King County Housing Authority

New Kirkland Heights LLLP
c/o: King County Housing Authority, General Partner
13310 NE 133rd St.
Kirkland, WA 98034.
CONTRACT #: TC2300131

KIRKLAND HEIGHTS APARTMENTS

13324 NE 132nd St.,
Kirkland, WA 98034

SITE ELECTRICAL INFRASTRUCTURE

BID SET

GEORGIANNA M. JOHNSON
STATE OF WASHINGTON
43761
REGISTERED PROFESSIONAL ENGINEER
NOT FOR CONSTRUCTION

REVISIONS / NOTES

NO	DATE	DESCRIPTION
1	5.19.23	BID ADDENDUM 2

DPD STAMP

TITLE

ELECTRICAL SITE PLAN - OVERALL

PERMIT #	
DRAWN	RA, JF
CHECKED	GL
ISSUE DATE	04/14/2023
JOB NO.	22014
SHEET NO.:	E101

1

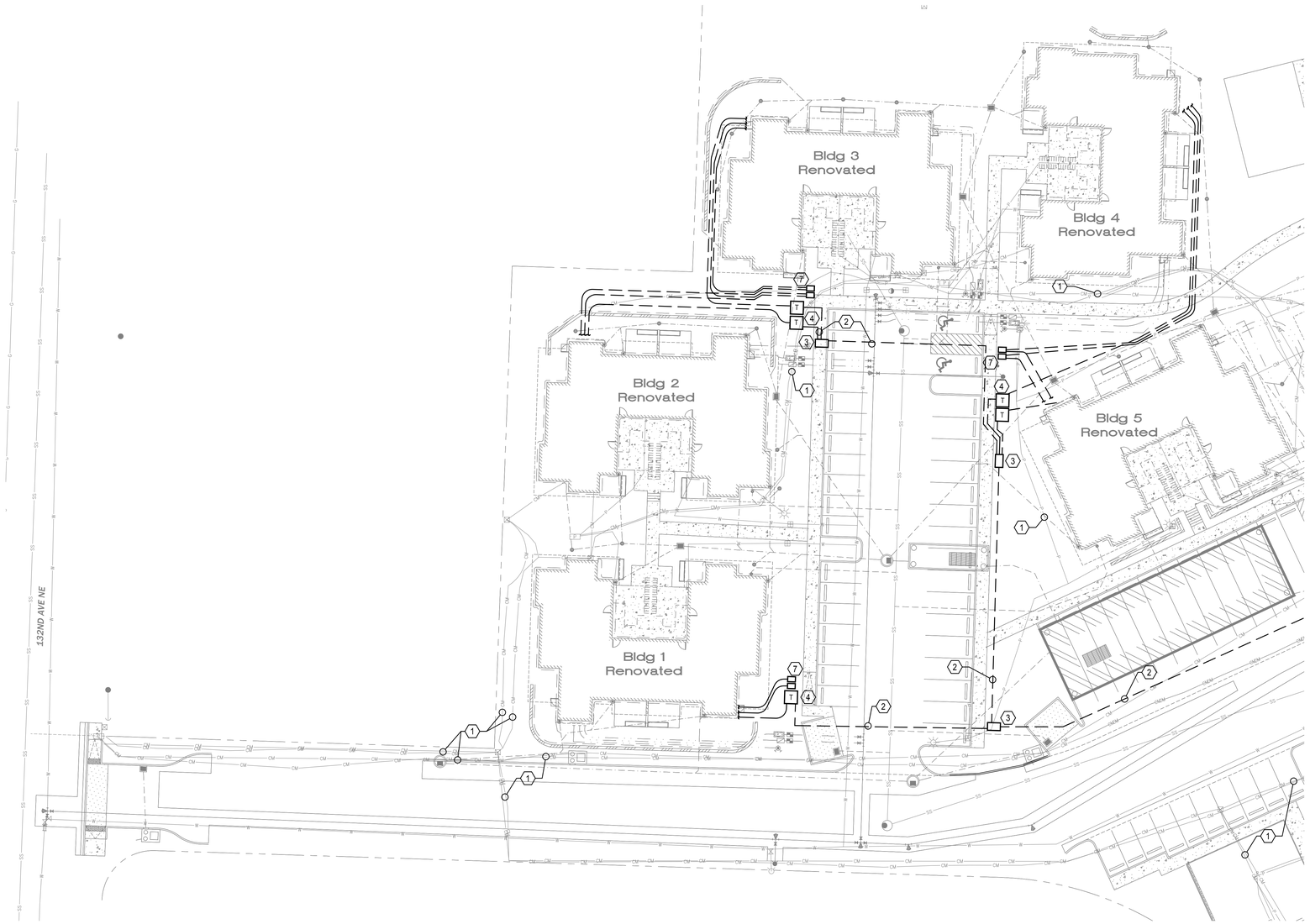

ELECTRICAL SITE PLAN - SECTION 1

SCALE: 1"=20'-0"

GENERAL NOTES:

A. CONTRACTOR(S) TO PROVIDE AND EXECUTE LOCATES AND VERIFY ALL EXISTING UTILITY CONDITIONS PRIOR TO SITE ALTERATIONS.

B. COORDINATE ALL LOCATIONS AND ROUTING OF NEW UTILITY ELEMENTS WITH CIVIL AND ALL UTILITY PROVIDERS PRIOR TO ANY SITE WORK AND ROUGH-IN.

C. ALL TRENCHING AND BACKFILL NEEDED FOR ELECTRICAL SCOPE IS TO BE PROVIDED BY THE GENERAL CONTRACTOR.

D. ALL UTILITY TRANSFORMERS ARE TO BE PLACED IN SITE LOCATIONS THAT PROVIDE A FLAT GRADED SURFACE WITH 10-FEET OF CLEARANCE TO ANY COMBUSTIBLE CONSTRUCTION ELEMENTS AND MEETING PSE REQUIREMENTS FOR WORKING AREA.

E. CONDUIT ROUTING TO BUILDING FOR REFERENCE ONLY. SEE INDIVIDUAL BUILDING SITE PLANS FOR ADDITIONAL INFORMATION.

FLAG NOTES (X):

1. ALL EXISTING POWER AND TELECOM UTILITES ARE TO BE REPLACED WITH NEW INFRASTRUCTURE. EXISTING INFRASTRUCTURE TO BE DISCONNECTED AND ABANDONED IN PLACE WHERE POSSIBLE OR DEMOLISHED WHERE CONFLICTS EXIST WITH NEW SITE INFRASTRUCTURE. THE GENERAL AND ELECTRICAL CONTRACTORS ARE TO COORDINATE DIRECTLY WITH ALL UTILITY PROVIDERS TO ESTABLISH A SCHEDULE AND SEQUENCING OF SERVICE DISCONNECTS AND INSTALLATION OF NEW INFRASTRUCTURE THROUGHOUT SITE.

2. NEW UNDERGROUND PRIMARY POWER INFRASTRUCTURE BY PUGET SOUND ENERGY (PSE). PRIMARY POWER TO BE RUN IN A JOINT UTILITY TRENCH WITH NEW TELECOM INFRASTRUCTURE. PSE TO PROVIDE ALL CONDUIT, J-BOXES, TRANSFORMERS, ETC. FOR PRIMARY POWER INFRASTRUCTURE. GENERAL AND ELECTRICAL CONTRACTOR TO PROVIDE TRENCHING PER PSE AND TELECOMMUNICATION PROVIERS REQUIREMENTS.

3. NEW IN-GRADE PRIMARY POWER JUNCTION BOX PROVIDED BY PSE.

4. NEW PAD MOUNTED TRANSFORMER FOR INDIVIDUAL BUILDING SERVICE CONNECTION(S). PSE TO PROVIDE AND INSTALL TRANSFORMER AND MAKE ALL CONNECTIONS. SEE INDIVIDUAL BUILDING PLAN SETS FOR LOCATIONS AND ADDITIONAL INSTALLATION REQUIREMENTS.

5. NOT USED.

6. NOT USED.

7. NEW RECESSED IN-GRADE JUNCTION BOX FOR TELECOM SERVICE CONNECTION(S) TO THE INDIVIDUAL BUILDINGS. SEE INDIVIDUAL BUILDING PLAN SETS FOR LOCATIONS AND ADDITIONAL INSTALLATION REQUIREMENTS.

8. EXISTING PSE TRANSFORMER TO REMAIN. COORDINATE NEW PRIMARY AND SECONDARY CONNECTIONS WITH PSE. SEE INDIVIDUAL BUILDING PLAN SETS FOR LOCATION AND ADDITIONAL INSTALLATION REQUIREMENTS.

9. PROVIDE PRIMARY SERVICE FEEDERS FROM THE EXISTING PSE POWER POLE TO THE NEW J-BOX PER PSE REQUIREMENTS AND STANDARDS.

ALL INFORMATION SHOWN IN REGARDS TO THE EXISTING SYSTEMS AND INSTALLATION WAS TAKEN FROM AVAILABLE RESOURCES. THE CONTRACTORS SHALL VISIT THE SITE PRIOR TO SUBMISSION OF BIDS AND FIELD VERIFY ACTUAL CONDITIONS RELATED TO THE SCOPE OF WORK FOR THIS PROJECT AND SHALL INCLUDE ALL WORK REQUIRED TO FULFILL THE PROJECT SCOPE BASED ON THE ACTUAL EXISTING CONDITIONS IN THEIR BID. INFORM ARCHITECT AND ENGINEER OF CONFLICTS.

10/7/2021 7:33:34 AM

SIDER + BYERS
MECHANICAL + ELECTRICAL ENGINEERS
192 Nickerson, Suite #300
Seattle, Washington 98109
Phone: 206.285.2966

SMR Architects
117 S. Main St., Suite 400
Seattle, WA 98104

PH: 206.623.1104
FX: 206.623.5285

King County Housing Authority

New Kirkland Heights LLLP
c/o: King County Housing Authority,
General Partner
13310 NE 133rd St.
Kirkland, WA 98034.
CONTRACT #: TC2300131

KIRKLAND HEIGHTS APARTMENTS

13324 NE 132nd St.,
Kirkland, WA 98034

SITE ELECTRICAL INFRASTRUCTURE

BID SET

NOT FOR CONSTRUCTION

REVISIONS / NOTES

NO	DATE	DESCRIPTION
1	5.19.23	BID ADDENDUM 2

DPD STAMP

TITLE

ELECTRICAL SITE PLAN - SECTION 1

PERMIT #	
DRAWN	RA, JF
CHECKED	GL
ISSUE DATE	04/14/2023
JOB NO.	22014
SHEET NO.:	E102

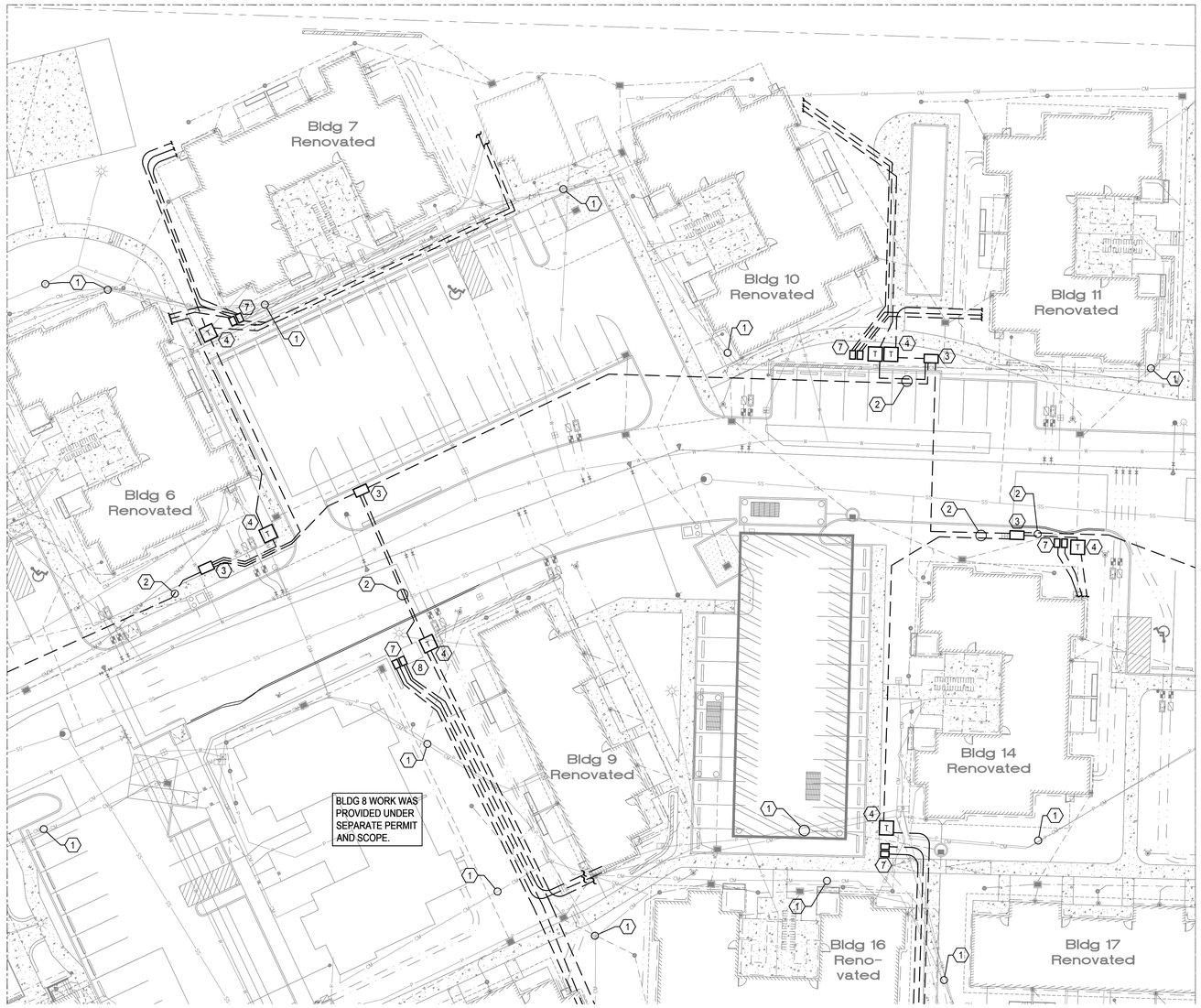

ELECTRICAL SITE PLAN - SECTION 2

SCALE: 1"=20'-0"

GENERAL NOTES:

A. CONTRACTOR(S) TO PROVIDE AND EXECUTE LOCATES AND VERIFY ALL EXISTING UTILITY CONDITIONS PRIOR TO SITE ALTERATIONS.

B. COORDINATE ALL LOCATIONS AND ROUTING OF NEW UTILITY ELEMENTS WITH CIVIL AND ALL UTILITY PROVIDERS PRIOR TO ANY SITE WORK AND ROUGH-IN.

C. ALL TRENCHING AND BACKFILL NEEDED FOR ELECTRICAL SCOPE IS TO BE PROVIDED BY THE GENERAL CONTRACTOR.

D. ALL UTILITY TRANSFORMERS ARE TO BE PLACED IN SITE LOCATIONS THAT PROVIDE A FLAT GRADED SURFACE WITH 10-FEET OF CLEARANCE TO ANY COMBUSTIBLE CONSTRUCTION ELEMENTS AND MEETING PSE REQUIREMENTS FOR WORKING AREA.

E. CONDUIT ROUTING TO BUILDING FOR REFERENCE ONLY. SEE INDIVIDUAL BUILDING SITE PLANS FOR ADDITIONAL INFORMATION.

FLAG NOTES (X):

1. ALL EXISTING POWER AND TELECOM UTILITES ARE TO BE REPLACED WITH NEW INFRASTRUCTURE. EXISTING INFRASTRUCTURE TO BE DISCONNECTED AND ABANDONED IN PLACE WHERE POSSIBLE OR DEMOLISHED WHERE CONFLICTS EXIST WITH NEW SITE INFRASTRUCTURE. THE GENERAL AND ELECTRICAL CONTRACTORS ARE TO COORDINATE DIRECTLY WITH ALL UTILITY PROVIDERS TO ESTABLISH A SCHEDULE AND SEQUENCING OF SERVICE DISCONNECTS AND INSTALLATION OF NEW INFRASTRUCTURE THROUGHOUT SITE.

2. NEW UNDERGROUND PRIMARY POWER INFRASTRUCTURE BY PUGET SOUND ENERGY (PSE). PRIMARY POWER TO BE RUN IN A JOINT UTILITY TRENCH WITH NEW TELECOM INFRASTRUCTURE. PSE TO PROVIDE ALL CONDUIT, J-BOXES, TRANSFORMERS, ETC. FOR PRIMARY POWER INFRASTRUCTURE. GENERAL AND ELECTRICAL CONTRACTOR TO PROVIDE TRENCHING PER PSE AND TELECOMMUNICATION PROVIERS REQUIREMENTS.

3. NEW IN-GRADE PRIMARY POWER JUNCTION BOX PROVIDED BY PSE.

4. NEW PAD MOUNTED TRANSFORMER FOR INDIVIDUAL BUILDING SERVICE CONNECTION(S). PSE TO PROVIDE AND INSTALL TRANSFORMER AND MAKE ALL CONNECTIONS. SEE INDIVIDUAL BUILDING PLAN SETS FOR LOCATIONS AND ADDITIONAL INSTALLATION REQUIREMENTS.

5. NOT USED.

6. NOT USED.

7. NEW RECESSED IN-GRADE JUNCTION BOX FOR TELECOM SERVICE CONNECTION(S) TO THE INDIVIDUAL BUILDINGS. SEE INDIVIDUAL BUILDING PLAN SETS FOR LOCATIONS AND ADDITIONAL INSTALLATION REQUIREMENTS.

8. EXISTING PSE TRANSFORMER TO REMAIN. COORDINATE NEW PRIMARY AND SECONDARY CONNECTIONS WITH PSE. SEE INDIVIDUAL BUILDING PLAN SETS FOR LOCATION AND ADDITIONAL INSTALLATION REQUIREMENTS.

9. PROVIDE PRIMARY SERVICE FEEDERS FROM THE EXISTING PSE POWER POLE TO THE NEW J-BOX PER PSE REQUIREMENTS AND STANDARDS.

ALL INFORMATION SHOWN IN REGARDS TO THE EXISTING SYSTEMS AND INSTALLATION WAS TAKEN FROM AVAILABLE RESOURCES. THE CONTRACTORS SHALL VISIT THE SITE PRIOR TO SUBMISSION OF BIDS AND FIELD VERIFY ACTUAL CONDITIONS RELATED TO THE SCOPE OF WORK FOR THIS PROJECT AND SHALL INCLUDE ALL WORK REQUIRED TO FULFILL THE PROJECT SCOPE BASED ON THE ACTUAL EXISTING CONDITIONS IN THEIR BID. INFORM ARCHITECT AND ENGINEER OF CONFLICTS.

10/7/2021 7:33:34 AM

SIDER + BYERS
MECHANICAL + ELECTRICAL ENGINEERS
192 Nickerson, Suite #300
Seattle, Washington 98109
Phone: 206.285.2966

SMR Architects
117 S. Main St., Suite 400
Seattle, WA 98104

PH: 206.623.1104
FX: 206.623.5285

King County Housing Authority

New Kirkland Heights LLLP
c/o: King County Housing Authority, General Partner
13310 NE 133rd St.
Kirkland, WA 98034.
CONTRACT #: TC2300131

KIRKLAND HEIGHTS APARTMENTS

13324 NE 132nd St.,
Kirkland, WA 98034

SITE ELECTRICAL INFRASTRUCTURE

BID SET

GIANNA M. RAMOS
STATE OF WASHINGTON
43761
REGISTERED PROFESSIONAL ENGINEER
NOT FOR CONSTRUCTION

REVISIONS / NOTES

NO	DATE	DESCRIPTION
1	5.19.23	BID ADDENDUM 2

DPD STAMP

TITLE

ELECTRICAL SITE PLAN - SECTION 2

PERMIT #	
DRAWN	RA, JF
CHECKED	GL
ISSUE DATE	04/14/2023
JOB NO.	22014
SHEET NO.:	E103

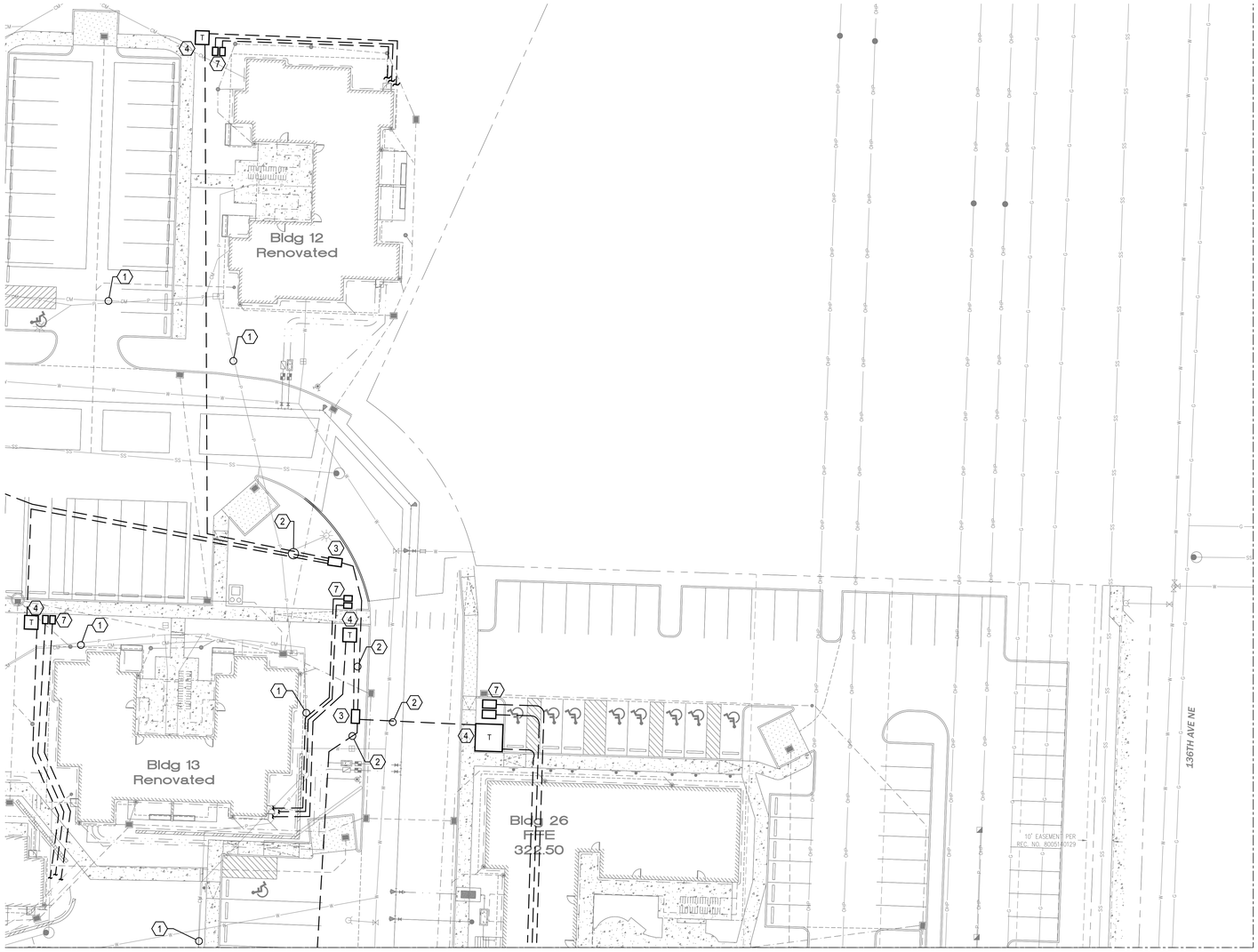

ELECTRICAL SITE PLAN - SECTION 3

SCALE:1"=20'-0"

GENERAL NOTES:

A. CONTRACTOR(S) TO PROVIDE AND EXECUTE LOCATES AND VERIFY ALL EXISTING UTILITY CONDITIONS PRIOR TO SITE ALTERATIONS.

B. COORDINATE ALL LOCATIONS AND ROUTING OF NEW UTILITY ELEMENTS WITH CIVIL AND ALL UTILITY PROVIDERS PRIOR TO ANY SITE WORK AND ROUGH-IN.

C. ALL TRENCHING AND BACKFILL NEEDED FOR ELECTRICAL SCOPE IS TO BE PROVIDED BY THE GENERAL CONTRACTOR.

D. ALL UTILITY TRANSFORMERS ARE TO BE PLACED IN SITE LOCATIONS THAT PROVIDE A FLAT GRADED SURFACE WITH 10-FEET OF CLEARANCE TO ANY COMBUSTIBLE CONSTRUCTION ELEMENTS AND MEETING PSE REQUIREMENTS FOR WORKING AREA.

E. CONDUIT ROUTING TO BUILDING FOR REFERENCE ONLY. SEE INDIVIDUAL BUILDING SITE PLANS FOR ADDITIONAL INFORMATION.

FLAG NOTES (X):

1. ALL EXISTING POWER AND TELECOM UTILITES ARE TO BE REPLACED WITH NEW INFRASTRUCTURE. EXISTING INFRASTRUCTURE TO BE DISCONNECTED AND ABANDONED IN PLACE WHERE POSSIBLE OR DEMOLISHED WHERE CONFLICTS EXIST WITH NEW SITE INFRASTRUCTURE. THE GENERAL AND ELECTRICAL CONTRACTORS ARE TO COORDINATE DIRECTLY WITH ALL UTILITY PROVIDERS TO ESTABLISH A SCHEDULE AND SEQUENCING OF SERVICE DISCONNECTS AND INSTALLATION OF NEW INFRASTRUCTURE THROUGHOUT SITE.

2. NEW UNDERGROUND PRIMARY POWER INFRASTRUCTURE BY PUGET SOUND ENERGY (PSE). PRIMARY POWER TO BE RUN IN A JOINT UTILITY TRENCH WITH NEW TELECOM INFRASTRUCTURE. PSE TO PROVIDE ALL CONDUIT, J-BOXES, TRANSFORMERS, ETC. FOR PRIMARY POWER INFRASTRUCTURE. GENERAL AND ELECTRICAL CONTRACTOR TO PROVIDE TRENCHING PER PSE AND TELECOMMUNICATION PROVIERS REQUIREMENTS.

3. NEW IN-GRADE PRIMARY POWER JUNCTION BOX PROVIDED BY PSE.

4. NEW PAD MOUNTED TRANSFORMER FOR INDIVIDUAL BUILDING SERVICE CONNECTION(S). PSE TO PROVIDE AND INSTALL TRANSFORMER AND MAKE ALL CONNECTIONS. SEE INDIVIDUAL BUILDING PLAN SETS FOR LOCATIONS AND ADDITIONAL INSTALLATION REQUIREMENTS.

5. NOT USED.

6. NOT USED.

7. NEW RECESSED IN-GRADE JUNCTION BOX FOR TELECOM SERVICE CONNECTION(S) TO THE INDIVIDUAL BUILDINGS. SEE INDIVIDUAL BUILDING PLAN SETS FOR LOCATIONS AND ADDITIONAL INSTALLATION REQUIREMENTS.

8. EXISTING PSE TRANSFORMER TO REMAIN. COORDINATE NEW PRIMARY AND SECONDARY CONNECTIONS WITH PSE. SEE INDIVIDUAL BUILDING PLAN SETS FOR LOCATION AND ADDITIONAL INSTALLATION REQUIREMENTS.

9. PROVIDE PRIMARY SERVICE FEEDERS FROM THE EXISTING PSE POWER POLE TO THE NEW J-BOX PER PSE REQUIREMENTS AND STANDARDS.

ALL INFORMATION SHOWN IN REGARDS TO THE EXISTING SYSTEMS AND INSTALLATION WAS TAKEN FROM AVAILABLE RESOURCES. THE CONTRACTORS SHALL VISIT THE SITE PRIOR TO SUBMISSION OF BIDS AND FIELD VERIFY ACTUAL CONDITIONS RELATED TO THE SCOPE OF WORK FOR THIS PROJECT AND SHALL INCLUDE ALL WORK REQUIRED TO FULFILL THE PROJECT SCOPE BASED ON THE ACTUAL EXISTING CONDITIONS IN THEIR BID. INFORM ARCHITECT AND ENGINEER OF CONFLICTS.

10/7/2021 7:33:34 AM

SIDER + BYERS
MECHANICAL + ELECTRICAL ENGINEERS
192 Nickerson, Suite #300
Seattle, Washington 98109
Phone: 206.285.2966

SMR Architects
117 S. Main St., Suite 400
Seattle, WA 98104

PH: 206.623.1104
FX: 206.623.5285

King County Housing Authority

New Kirkland Heights LLLP
c/o: King County Housing Authority,
General Partner
13310 NE 133rd St.
Kirkland, WA 98034.
CONTRACT #: TC2300131

KIRKLAND HEIGHTS APARTMENTS

13324 NE 132nd St.,
Kirkland, WA 98034

SITE ELECTRICAL INFRASTRUCTURE

BID SET

GEORGIANNA M. LAMPE
STATE OF WASHINGTON
43761
REGISTERED PROFESSIONAL ENGINEER

NOT FOR CONSTRUCTION

REVISIONS / NOTES

NO	DATE	DESCRIPTION
1	5.19.23	BID ADDENDUM 2

DPD STAMP

TITLE

ELECTRICAL SITE PLAN - SECTION 3

PERMIT #	
DRAWN	RA, JF
CHECKED	GL
ISSUE DATE	04/14/2023
JOB NO.	22014
SHEET NO.:	E104

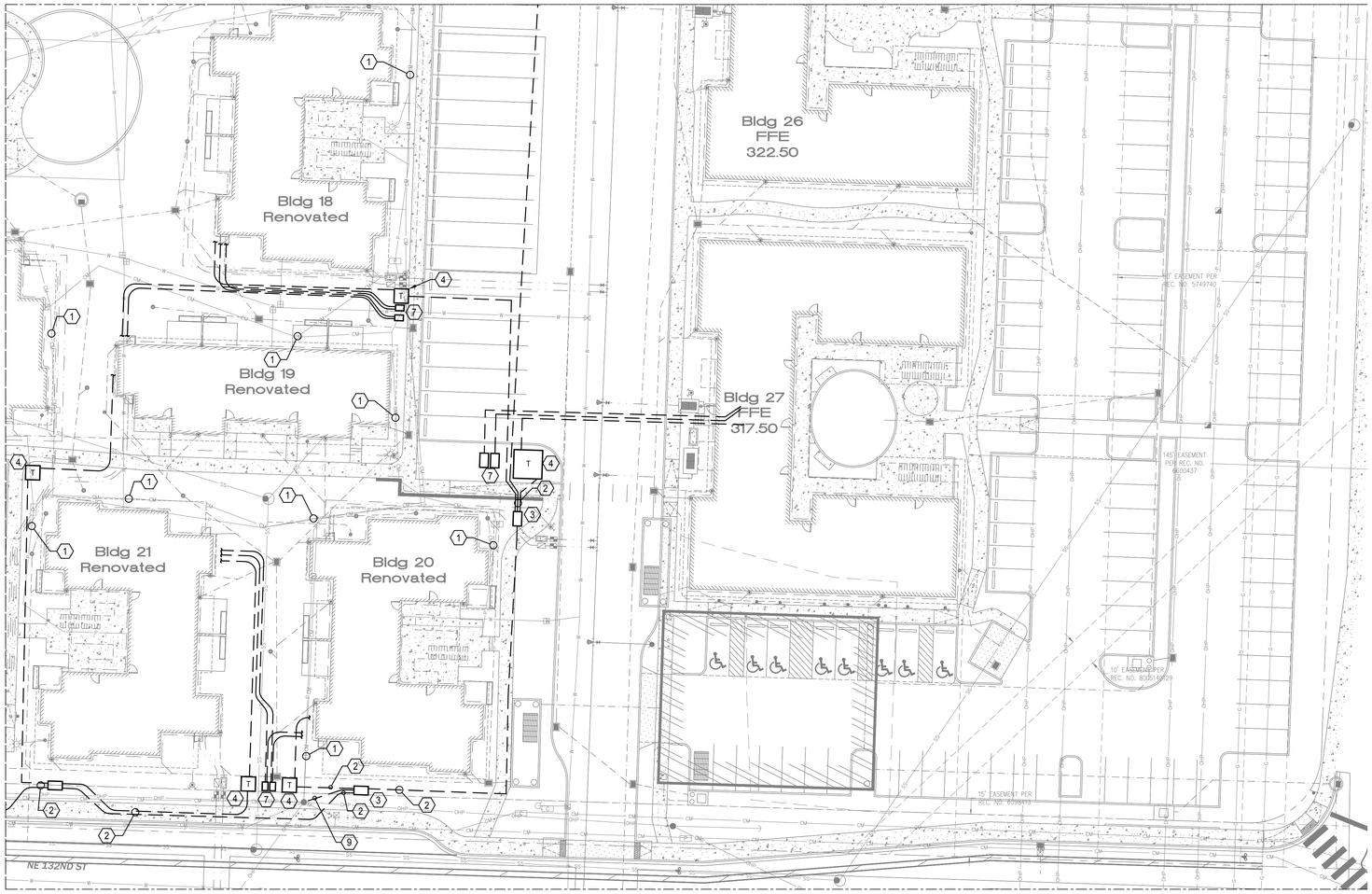

ELECTRICAL SITE PLAN - SECTION 4

SCALE: 1"=20'-0"

GENERAL NOTES:

A. CONTRACTOR(S) TO PROVIDE AND EXECUTE LOCATES AND VERIFY ALL EXISTING UTILITY CONDITIONS PRIOR TO SITE ALTERATIONS.

B. COORDINATE ALL LOCATIONS AND ROUTING OF NEW UTILITY ELEMENTS WITH CIVIL AND ALL UTILITY PROVIDERS PRIOR TO ANY SITE WORK AND ROUGH-IN.

C. ALL TRENCHING AND BACKFILL NEEDED FOR ELECTRICAL SCOPE IS TO BE PROVIDED BY THE GENERAL CONTRACTOR.

D. ALL UTILITY TRANSFORMERS ARE TO BE PLACED IN SITE LOCATIONS THAT PROVIDE A FLAT GRADED SURFACE WITH 10-FEET OF CLEARANCE TO ANY COMBUSTIBLE CONSTRUCTION ELEMENTS AND MEETING PSE REQUIREMENTS FOR WORKING AREA.

E. CONDUIT ROUTING TO BUILDING FOR REFERENCE ONLY. SEE INDIVIDUAL BUILDING SITE PLANS FOR ADDITIONAL INFORMATION.

FLAG NOTES (X):

1. ALL EXISTING POWER AND TELECOM UTILITES ARE TO BE REPLACED WITH NEW INFRASTRUCTURE. EXISTING INFRASTRUCTURE TO BE DISCONNECTED AND ABANDONED IN PLACE WHERE POSSIBLE OR DEMOLISHED WHERE CONFLICTS EXIST WITH NEW SITE INFRASTRUCTURE. THE GENERAL AND ELECTRICAL CONTRACTORS ARE TO COORDINATE DIRECTLY WITH ALL UTILITY PROVIDERS TO ESTABLISH A SCHEDULE AND SEQUENCING OF SERVICE DISCONNECTS AND INSTALLATION OF NEW INFRASTRUCTURE THROUGHOUT SITE.

2. NEW UNDERGROUND PRIMARY POWER INFRASTRUCTURE BY PUGET SOUND ENERGY (PSE). PRIMARY POWER TO BE RUN IN A JOINT UTILITY TRENCH WITH NEW TELECOM INFRASTRUCTURE. PSE TO PROVIDE ALL CONDUIT, J-BOXES, TRANSFORMERS, ETC. FOR PRIMARY POWER INFRASTRUCTURE. GENERAL AND ELECTRICAL CONTRACTOR TO PROVIDE TRENCHING PER PSE AND TELECOMMUNICATION PROVIERS REQUIREMENTS.

3. NEW IN-GRADE PRIMARY POWER JUNCTION BOX PROVIDED BY PSE.

4. NEW PAD MOUNTED TRANSFORMER FOR INDIVIDUAL BUILDING SERVICE CONNECTION(S). PSE TO PROVIDE AND INSTALL TRANSFORMER AND MAKE ALL CONNECTIONS. SEE INDIVIDUAL BUILDING PLAN SETS FOR LOCATIONS AND ADDITIONAL INSTALLATION REQUIREMENTS.

5. NOT USED.

6. NOT USED.

7. NEW RECESSED IN-GRADE JUNCTION BOX FOR TELECOM SERVICE CONNECTION(S) TO THE INDIVIDUAL BUILDINGS. SEE INDIVIDUAL BUILDING PLAN SETS FOR LOCATIONS AND ADDITIONAL INSTALLATION REQUIREMENTS.

8. EXISTING PSE TRANSFORMER TO REMAIN. COORDINATE NEW PRIMARY AND SECONDARY CONNECTIONS WITH PSE. SEE INDIVIDUAL BUILDING PLAN SETS FOR LOCATION AND ADDITIONAL INSTALLATION REQUIREMENTS.

9. PROVIDE PRIMARY SERVICE FEEDERS FROM THE EXISTING PSE POWER POLE TO THE NEW J-BOX PER PSE REQUIREMENTS AND STANDARDS.

ALL INFORMATION SHOWN IN REGARDS TO THE EXISTING SYSTEMS AND INSTALLATION WAS TAKEN FROM AVAILABLE RESOURCES. THE CONTRACTORS SHALL VISIT THE SITE PRIOR TO SUBMISSION OF BIDS AND FIELD VERIFY ACTUAL CONDITIONS RELATED TO THE SCOPE OF WORK FOR THIS PROJECT AND SHALL INCLUDE ALL WORK REQUIRED TO FULFILL THE PROJECT SCOPE BASED ON THE ACTUAL EXISTING CONDITIONS IN THEIR BID. INFORM ARCHITECT AND ENGINEER OF CONFLICTS.

10/7/2021 7:33:34 AM

SIDER + BYERS
MECHANICAL + ELECTRICAL ENGINEERS
192 Nickerson, Suite #300
Seattle, Washington 98109
Phone: 206.285.2966

SMR Architects
117 S. Main St., Suite 400
Seattle, WA 98104

PH: 206.623.1104
FX: 206.623.5285

King County Housing Authority

New Kirkland Heights LLLP
c/o: King County Housing Authority,
General Partner
13310 NE 133rd St.
Kirkland, WA 98034.
CONTRACT #: TC2300131

KIRKLAND HEIGHTS APARTMENTS

13324 NE 132nd St.,
Kirkland, WA 98034

SITE ELECTRICAL INFRASTRUCTURE

BID SET

NOT FOR CONSTRUCTION

REVISIONS / NOTES

NO	DATE	DESCRIPTION
1	5.19.23	BID ADDENDUM 2

DPD STAMP

TITLE

ELECTRICAL SITE PLAN - SECTION 4

PERMIT #	
DRAWN	RA, JF
CHECKED	GL
ISSUE DATE	04/14/2023
JOB NO.	22014
SHEET NO.:	E105

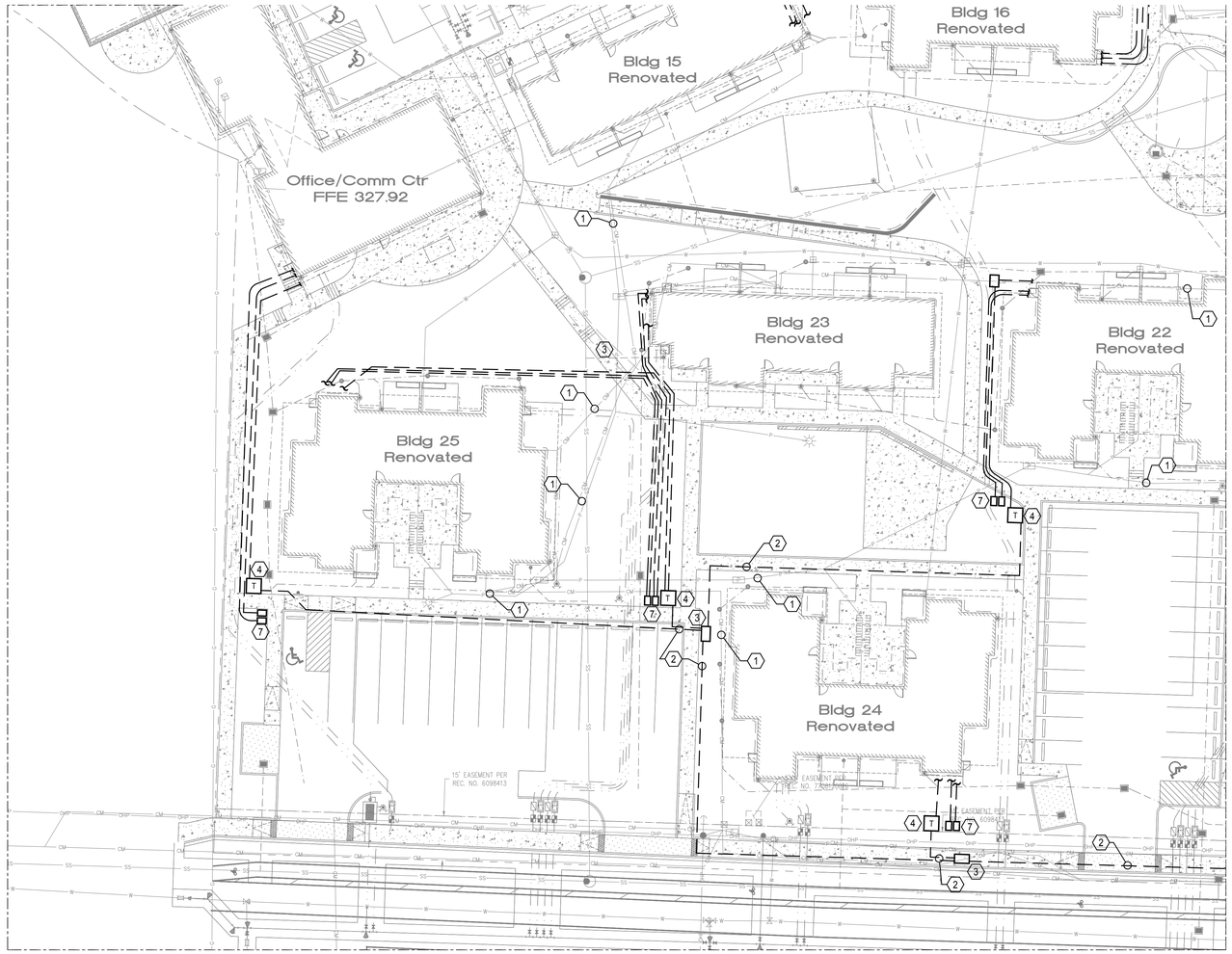

ELECTRICAL SITE PLAN - SECTION 5

SCALE: 1"=20'-0"

GENERAL NOTES:

A. CONTRACTOR(S) TO PROVIDE AND EXECUTE LOCATES AND VERIFY ALL EXISTING UTILITY CONDITIONS PRIOR TO SITE ALTERATIONS.

B. COORDINATE ALL LOCATIONS AND ROUTING OF NEW UTILITY ELEMENTS WITH CIVIL AND ALL UTILITY PROVIDERS PRIOR TO ANY SITE WORK AND ROUGH-IN.

C. ALL TRENCHING AND BACKFILL NEEDED FOR ELECTRICAL SCOPE IS TO BE PROVIDED BY THE GENERAL CONTRACTOR.

D. ALL UTILITY TRANSFORMERS ARE TO BE PLACED IN SITE LOCATIONS THAT PROVIDE A FLAT GRADED SURFACE WITH 10-FEET OF CLEARANCE TO ANY COMBUSTIBLE CONSTRUCTION ELEMENTS AND MEETING PSE REQUIREMENTS FOR WORKING AREA.

E. CONDUIT ROUTING TO BUILDING FOR REFERENCE ONLY. SEE INDIVIDUAL BUILDING SITE PLANS FOR ADDITIONAL INFORMATION.

FLAG NOTES (X):

1. ALL EXISTING POWER AND TELECOM UTILITES ARE TO BE REPLACED WITH NEW INFRASTRUCTURE. EXISTING INFRASTRUCTURE TO BE DISCONNECTED AND ABANDONED IN PLACE WHERE POSSIBLE OR DEMOLISHED WHERE CONFLICTS EXIST WITH NEW SITE INFRASTRUCTURE. THE GENERAL AND ELECTRICAL CONTRACTORS ARE TO COORDINATE DIRECTLY WITH ALL UTILITY PROVIDERS TO ESTABLISH A SCHEDULE AND SEQUENCING OF SERVICE DISCONNECTS AND INSTALLATION OF NEW INFRASTRUCTURE THROUGHOUT SITE.

2. NEW UNDERGROUND PRIMARY POWER INFRASTRUCTURE BY PUGET SOUND ENERGY (PSE). PRIMARY POWER TO BE RUN IN A JOINT UTILITY TRENCH WITH NEW TELECOM INFRASTRUCTURE. PSE TO PROVIDE ALL CONDUIT, J-BOXES, TRANSFORMERS, ETC. FOR PRIMARY POWER INFRASTRUCTURE. GENERAL AND ELECTRICAL CONTRACTOR TO PROVIDE TRENCHING PER PSE AND TELECOMMUNICATION PROVIERS REQUIREMENTS.

3. NEW IN-GRADE PRIMARY POWER JUNCTION BOX PROVIDED BY PSE.

4. NEW PAD MOUNTED TRANSFORMER FOR INDIVIDUAL BUILDING SERVICE CONNECTION(S). PSE TO PROVIDE AND INSTALL TRANSFORMER AND MAKE ALL CONNECTIONS. SEE INDIVIDUAL BUILDING PLAN SETS FOR LOCATIONS AND ADDITIONAL INSTALLATION REQUIREMENTS.

5. NOT USED.

6. NOT USED.

7. NEW RECESSED IN-GRADE JUNCTION BOX FOR TELECOM SERVICE CONNECTION(S) TO THE INDIVIDUAL BUILDINGS. SEE INDIVIDUAL BUILDING PLAN SETS FOR LOCATIONS AND ADDITIONAL INSTALLATION REQUIREMENTS.

8. EXISTING PSE TRANSFORMER TO REMAIN. COORDINATE NEW PRIMARY AND SECONDARY CONNECTIONS WITH PSE. SEE INDIVIDUAL BUILDING PLAN SETS FOR LOCATION AND ADDITIONAL INSTALLATION REQUIREMENTS.

9. PROVIDE PRIMARY SERVICE FEEDERS FROM THE EXISTING PSE POWER POLE TO THE NEW J-BOX PER PSE REQUIREMENTS AND STANDARDS.

ALL INFORMATION SHOWN IN REGARDS TO THE EXISTING SYSTEMS AND INSTALLATION WAS TAKEN FROM AVAILABLE RESOURCES. THE CONTRACTORS SHALL VISIT THE SITE PRIOR TO SUBMISSION OF BIDS AND FIELD VERIFY ACTUAL CONDITIONS RELATED TO THE SCOPE OF WORK FOR THIS PROJECT AND SHALL INCLUDE ALL WORK REQUIRED TO FULFILL THE PROJECT SCOPE BASED ON THE ACTUAL EXISTING CONDITIONS IN THEIR BID. INFORM ARCHITECT AND ENGINEER OF CONFLICTS.

10/7/2021 7:33:34 AM

SIDER + BYERS
MECHANICAL + ELECTRICAL ENGINEERS
192 Nickerson, Suite #300
Seattle, Washington 98109
Phone: 206.285.2966

SMR Architects
117 S. Main St., Suite 400
Seattle, WA 98104

PH: 206.623.1104
FX: 206.623.5285

King County Housing Authority

New Kirkland Heights LLLP
c/o: King County Housing Authority,
General Partner
13310 NE 133rd St.
Kirkland, WA 98034.
CONTRACT #: TC2300131

KIRKLAND HEIGHTS APARTMENTS

13324 NE 132nd St.,
Kirkland, WA 98034

SITE ELECTRICAL INFRASTRUCTURE

BID SET

NOT FOR CONSTRUCTION

REVISIONS / NOTES

NO	DATE	DESCRIPTION
1	5.19.23	BID ADDENDUM 2

DPD STAMP

TITLE

ELECTRICAL SITE PLAN - SECTION 5

PERMIT #	
DRAWN	RA, JF
CHECKED	GL
ISSUE DATE	04/14/2023
JOB NO.	22014
SHEET NO.	E106

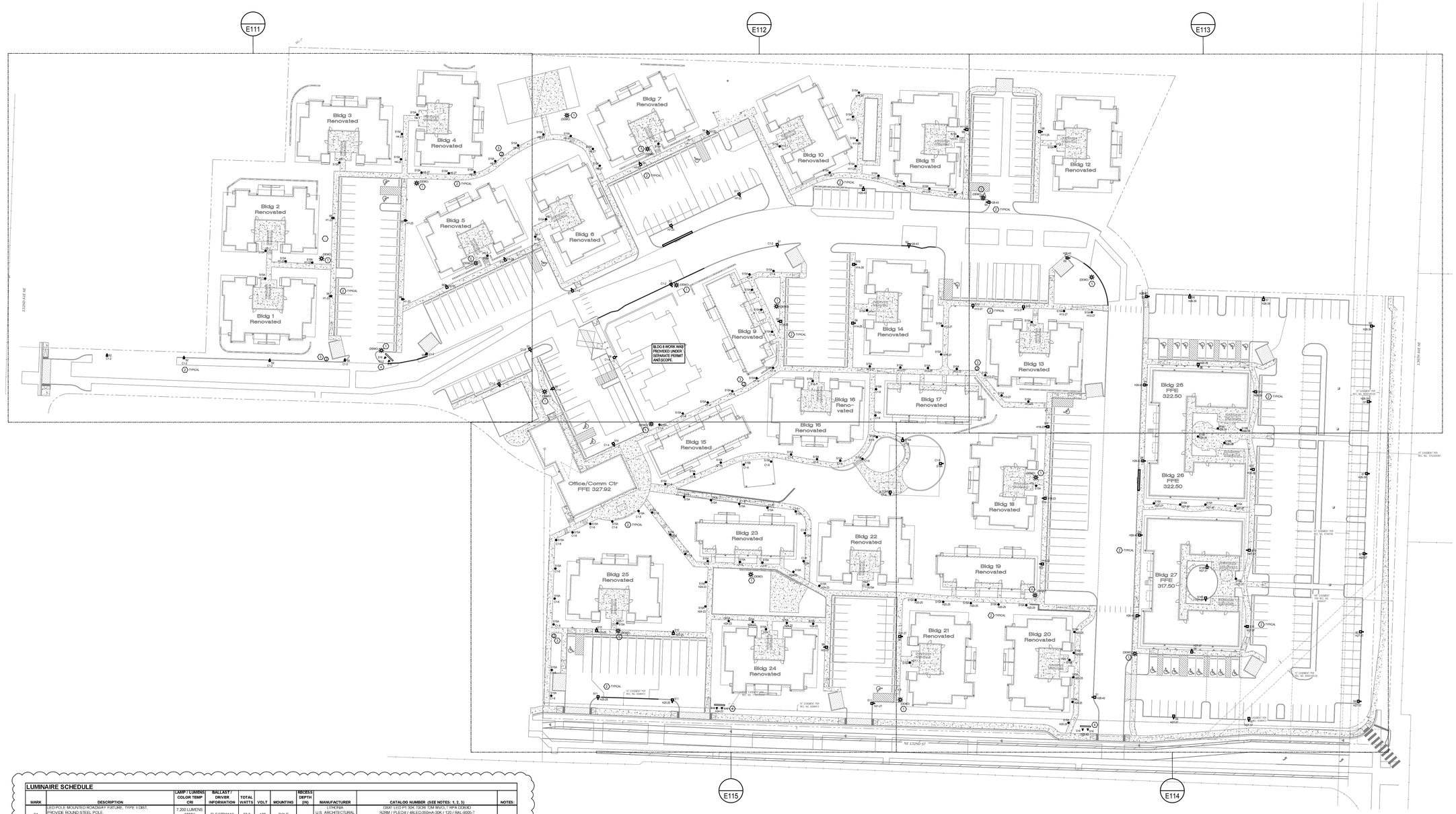

SITE LIGHTING PLAN - OVERALL

SCALE: 1"=40'-0"

LUMINAIRE SCHEDULE

MARK	DESCRIPTION	LAMP / LUMENS COLOR TEMP CRI	BALLAST / DRIVER INFORMATION	TOTAL WATTS	VOLT	MOUNTING	RECESS DEPTH (IN)	MANUFACTURER	CATALOG NUMBER (SEE NOTES: 1, 2, 3)	NOTES:
S1	LED POLE MOUNTED ROADWAY FIXTURE, TYPE II DIST. PROVIDE ROUND STEEL POLE. MOUNTING HEIGHT = 20-FEET AFF	7,200 LUMENS 3000K 70+	ELECTRONIC	52.0	120	POLE		LITHONIA U.S. ARCHITECTURAL McGRAW-EDISON	DSX1 LED P1 30K 70CRI T2M MVOLT RPA DDBXD R2RM / PLED-II / 48LED-350mA-30K / 120 / RAL-9005-T GALN-S42A-730-U-SL2-BK	
S2	LED POLE MOUNTED ROADWAY FIXTURE, TYPE II DIST. HOUSE-SIDE SHIELD, PROVIDE ROUND STEEL POLE. MOUNTING HEIGHT = 20-FEET AFF	7,200 LUMENS 3000K 70+	ELECTRONIC	52.0	120	POLE		LITHONIA U.S. ARCHITECTURAL McGRAW-EDISON	DSX1 LED P1 30K 70CRI T2M MVOLT RPA HSS DDBXD R2RM / P-ILED-II / 48LED-350mA-30K / 120 / RAL-9005-T / HS-PLED GALN-S42A-730-U-SL2-BK-HSS	
S3	LED POLE MOUNTED ROADWAY FIXTURE, TYPE II DIST. PROVIDE ROUND STEEL POLE. MOUNTING HEIGHT = 20-FEET AFF	7,200 LUMENS 3000K 70+	ELECTRONIC	52.0	120	POLE		LITHONIA U.S. ARCHITECTURAL McGRAW-EDISON	DSX1 LED P1 30K 70CRI T3M MVOLT RPA DDBXD R2RM / PLED-II / 48LED-350mA-30K / 120 / RAL-9005-T GALN-S42A-730-U-T3-BK	
S4	LED POLE MOUNTED ROADWAY FIXTURE, TYPE II DIST. HOUSE-SIDE SHIELD, PROVIDE ROUND STEEL POLE. MOUNTING HEIGHT = 20-FEET AFF	7,200 LUMENS 3000K 70+	ELECTRONIC	52.0	120	POLE		LITHONIA U.S. ARCHITECTURAL McGRAW-EDISON	DSX1 LED P1 30K 70CRI T3M MVOLT RPA HSS DDBXD R2RM / PLED-II / 48LED-350mA-30K / 120 / RAL-9005-T / HS-PLED GALN-S42A-730-U-T3-BK-HSS	
S5	LED POLE MOUNTED ROADWAY FIXTURE, TYPE V DIST. PROVIDE ROUND STEEL POLE. MOUNTING HEIGHT = 20-FEET AFF	7,600 LUMENS 3000K 70+	ELECTRONIC	52.0	120	POLE		LITHONIA U.S. ARCHITECTURAL McGRAW-EDISON	DSX1 LED P1 30K 70CRI T5M MVOLT RPA DDBXD R2RM / PLED-V-SQ-M / 48LED-350mA-30K / 120 / RAL-9005-T GALN-S42A-730-U-SMQ-BK	
S6	LED POLE MOUNTED PARKING LOT FIXTURE, TYPE II DIST. HOUSE-SIDE SHIELD, INTEGRAL MOTION SENSOR FOR BI-LEVEL DIMMING. PROVIDE ROUND STEEL POLE. MOUNTING HEIGHT = 20-FEET AFF	7,200 LUMENS 3000K 70+	ELECTRONIC	52.0	120	POLE		LITHONIA U.S. ARCHITECTURAL McGRAW-EDISON	DSX1 LED P1 30K 70CRI T3M MVOLT RPA PIR HSS DDBXD R2RM / PLED-II / 48LED-350mA-30K / 120 / RAL-9005-T / HS-PLED / MS-F311 GALN-S42A-730-U-T3-BK-HSS-MS/XL20	
S7	LED POLE MOUNTED PARKING LOT FIXTURE, TYPE IV DIST. INTEGRAL MOTION SENSOR FOR BI-LEVEL DIMMING. PROVIDE ROUND STEEL POLE. MOUNTING HEIGHT = 20-FEET AFF	7,400 LUMENS 3000K 70+	ELECTRONIC	52.0	120	POLE		LITHONIA U.S. ARCHITECTURAL McGRAW-EDISON	DSX1 LED P1 30K 70CRI T4M MVOLT RPA PIR DDBXD R2RM / PLED-IV / 48LED-350mA-30K / 120 / RAL-9005-T / MS-F311 GALN-S42A-730-U-T4-BK-MS/XL20	
S8	LED POLE MOUNTED PARKING LOT FIXTURE, TYPE IV DIST. HOUSE-SIDE SHIELD, INTEGRAL MOTION SENSOR FOR BI-LEVEL DIMMING. PROVIDE ROUND STEEL POLE. MOUNTING HEIGHT = 20-FEET AFF	7,400 LUMENS 3000K 70+	ELECTRONIC	52.0	120	POLE		LITHONIA U.S. ARCHITECTURAL McGRAW-EDISON	DSX1 LED P1 30K 70CRI T4M MVOLT RPA PIR HSS DDBXD R2RM / PLED-IV / 48LED-350mA-30K / 120 / RAL-9005-T / HS-PLED / MS-F311 GALN-S42A-730-U-T4-BK-HSS-MS/XL20	
S9	LED POLE MOUNTED PARKING LOT FIXTURE, FORWARD THROW DIST. INTEGRAL MOTION SENSOR FOR BI-LEVEL DIMMING. PROVIDE ROUND STEEL POLE.	7,500 LUMENS 3000K 70+	ELECTRONIC	52.0	120	POLE		LITHONIA U.S. ARCHITECTURAL McGRAW-EDISON	DSX1 LED P1 30K 70CRI TFTM MVOLT RPA PIR DDBXD R2RM / PLED-IV-FT / 48LED-350mA-30K / 120 / RAL-9005-T / MS-F311 GALN-S42A-730-U-TFT-BK-MS/XL20	
S10	LED POLE MOUNTED PARKING LOT FIXTURE, FORWARD THROW DIST. HOUSE-SIDE SHIELD, INTEGRAL MOTION SENSOR FOR BI-LEVEL DIMMING. PROVIDE ROUND STEEL POLE.	7,500 LUMENS 3000K 70+	ELECTRONIC	52.0	120	POLE		LITHONIA U.S. ARCHITECTURAL McGRAW-EDISON	DSX1 LED P1 30K 70CRI TFTM MVOLT RPA PIR HSS DDBXD R2RM / PLED-IV-FT / 48LED-350mA-30K / 120 / RAL-9005-T / HS-PLED / MS-F311 GALN-S42A-730-U-TFT-BK-HSS-MS/XL20	
S11	LED POLE MOUNTED PARKING LOT FIXTURE, TYPE V DIST. INTEGRAL MOTION SENSOR FOR BI-LEVEL DIMMING. PROVIDE ROUND STEEL POLE. MOUNTING HEIGHT = 20-FEET AFF	7,600 LUMENS 3000K 70+	ELECTRONIC	52.0	120	POLE		LITHONIA U.S. ARCHITECTURAL McGRAW-EDISON	DSX1 LED P1 30K 70CRI T5M MVOLT RPA PIR DDBXD R2RM / PLED-V-SQ-M / 48LED-350mA-30K / 120 / RAL-9005-T / MS-F311 GALN-S42A-730-U-SMQ-BK-MS/XL20	
S14A	LED POLE MOUNTED PEDESTRIAN AREA LIGHT, TYPE IV MEDIUM DISTRIBUTION. INTEGRAL MOTION SENSOR FOR BI-LEVEL DIMMING. PROVIDE ROUND STEEL POLE. MOUNTING HEIGHT = 12-FEET AFF	1,700 LUMENS 3000K 80+	ELECTRONIC	16.0		POLE		WE-EF NLS LIGHTING RAGNI LIGHTING	VFL520 LED - 108-1480 NV-1-T4-16L-35-30K9-UNV-DPS7/*-FSP-20-RPA4 TEKK-S-16-35-3-T4-1-TPLT/*-HSC	
S14B	LED POLE MOUNTED PEDESTRIAN AREA LIGHT, TYPE III SHORT DISTRIBUTION. INTEGRAL MOTION SENSOR FOR BI-LEVEL DIMMING. PROVIDE ROUND STEEL POLE. MOUNTING HEIGHT = 12-FEET AFF	1,700 LUMENS 3000K 80+	ELECTRONIC	16.0		POLE		WE-EF NLS LIGHTING RAGNI LIGHTING	VFL520 LED - 108-1480 NV-1-T3-16L-35-30K9-UNV-DPS7/*-FSP-20-RPA4 TEKK-S-16-35-3-T3-1-TPLT/*-HSC	
S15A	GRADE MOUNTED LED BOLLARD FIXTURE, FROSTED LENS, ASYMMETRIC DISTRIBUTION, 38-INCH TALL	900 LUMENS 3000K 80+	ELECTRONIC	14.0	120	GRADE		WE-EF LITHONIA McGRAW-EDISON	MRY 224 LED III - 115-9/160 RADB LED P3 30K ASY MVOLT BTS BCF H06 DDBXD BRTS-A1-730-U-T3-36-BK	
S15B	GRADE MOUNTED LED BOLLARD FIXTURE, FROSTED LENS, SYMMETRICAL DISTRIBUTION, 36-INCH TALL	900 LUMENS 3000K 80+	ELECTRONIC	14.0	120	GRADE		WE-EF LITHONIA McGRAW-EDISON	MRY 224 LED III - 115-9/160 RADB LED P3 30K SYM MVOLT BTS BCF H06 DDBXD BRTS-A-730-U-T5-36-BK	
S16	LANDSCAPE ACCENT LIGHT, ADJUSTABLE AIMING FLOODLIGHT WITH 40-DEGREE BEAM SPREAD. PROVIDE WITH GROUND SPIKE	550 LUMENS 3000K 70+	ELECTRONIC OR LOW-VOLTAGE	10.0	120	GRADE		HEVI LITE INC. LUMUX LIGHTING ECOSENSE LTG	HL-820-BK-L30-03-FL-120-277-HLDC-BB-L30-GM-9-L30 FL200-3-40 / 40 / FLOOD / 6W / WHITE / 3000K / 120 / BLACK / GROUND SPIKE FOBO-IRMO-30-8-40-**-C	

NOTES:
1. PROVIDE ALL PARTS, COMPONENTS, AND HARDWARE TO CONSTITUTE A COMPLETE INSTALLATION WITH OPTIONS INDICATED IN LUMINAIRE SCHEDULE. CATALOG NUMBERS FOR SUCH ITEMS ARE NOT INCLUDED IN SCHEDULE ABOVE.
2. COORDINATE ALL COLORS / FINISHES WITH ARCHITECT.

1

GENERAL NOTES:

A. ALL POLE MOUNTED FIXTURES HAVE A MAX MOUNTING HEIGHT OF 20-FEET ABOVE GRADE PER CITY OF KIRKLAND REQUIREMENTS.

B. MINIMUM WIRE SIZE FOR ALL SITE LIGHTING BRANCH CIRCUITRY TO BE #10 AWG COPPER. CONTRACTOR TO VERIFY VOLTAGE DROP ON CIRCUITS BASED ON FINAL FIXTURE PLACEMENT AND UPSIZE CONDUCTORS AS NECESSARY TO MEET CODE.

C. PROVIDE IN-GRADE JUNCTION BOX AT EACH POLE MOUNTED AREA & ROADWAY LIGHT FOR BRANCH CIRCUIT CONNECTIONS TO POLE BASE.

FLAG NOTES (X):

1. EXISTING LIGHT POLE TO BE DEMOLISHED. FEEDING BRANCH CIRCUIT CABLING TO BE DEMOLISHED OR DISCONNECTED AND MADE SAFE WHERE ABANDONED IN PLACE.

2. ALL NEW SITE LIGHTING FIXTURES TO HAVE AUTOMATIC TIMECLOCK ON/OFF ACTIVATION BY LIGHTING CONTROL PANEL (LCP) LOCATED IN THE BUILDING SERVING THE INDICATED BRANCH CIRCUITS. SEE INDIVIDUAL BUILDING DESIGN SHEETS FOR LCP RELAY SCHEDULE AND MORE INFORMATION.

3. PROVIDE IN-GRADE JUNCTION BOX FOR EXTENDING LIGHTING BRANCH CIRCUIT TO FIXTURES LOCATED WITHIN DIFFERENT PHASES OF PROJECT CONSTRUCTION.

4. GRADE MOUNTED FLOOR LIGHT(S) FOR MONUMENT SIGN(S). PROVIDE WEATHER-PROOF, IN-GRADE JUNCTION BOX, CAPABLE OF HOUSING THE LOW-VOLTAGE POWER SUPPLY FOR FIXTURES, WITH CONDUIT PATHWAY FROM J-BOX TO FIXTURE HEAD FOR CABLING CONNECTIONS.

10/7/2021 7:33:34 AM

SIDER + BYERS
MECHANICAL + ELECTRICAL ENGINEERS
192 Nickerson, Suite #300
Seattle, Washington 98109
Phone: 206.285.2966

SMR Architects
117 S. Main St., Suite 400
Seattle, WA 98104

PH: 206.623.1104
FX: 206.623.5285

King County Housing Authority

New Kirkland Heights LLLP
c/o: King County Housing Authority, General Partner
13310 NE 133rd St.
Kirkland, WA 98034.
CONTRACT #: TC2300131

KIRKLAND HEIGHTS APARTMENTS

13324 NE 132nd St.,
Kirkland, WA 98034

SITE ELECTRICAL INFRASTRUCTURE

BID SET

GEORGINNA M. JOHNSON
STATE OF WASHINGTON
43761
REGISTERED PROFESSIONAL ENGINEER
NOT FOR CONSTRUCTION

REVISIONS / NOTES

NO	DATE	DESCRIPTION
1	5.19.23	BID ADDENDUM 2

DPD STAMP

TITLE

SITE LIGHTING PLAN - OVERALL

PERMIT #	
DRAWN	RA, JF
CHECKED	GL
ISSUE DATE	04/14/2023
JOB NO.	22014
SHEET NO.:	E110

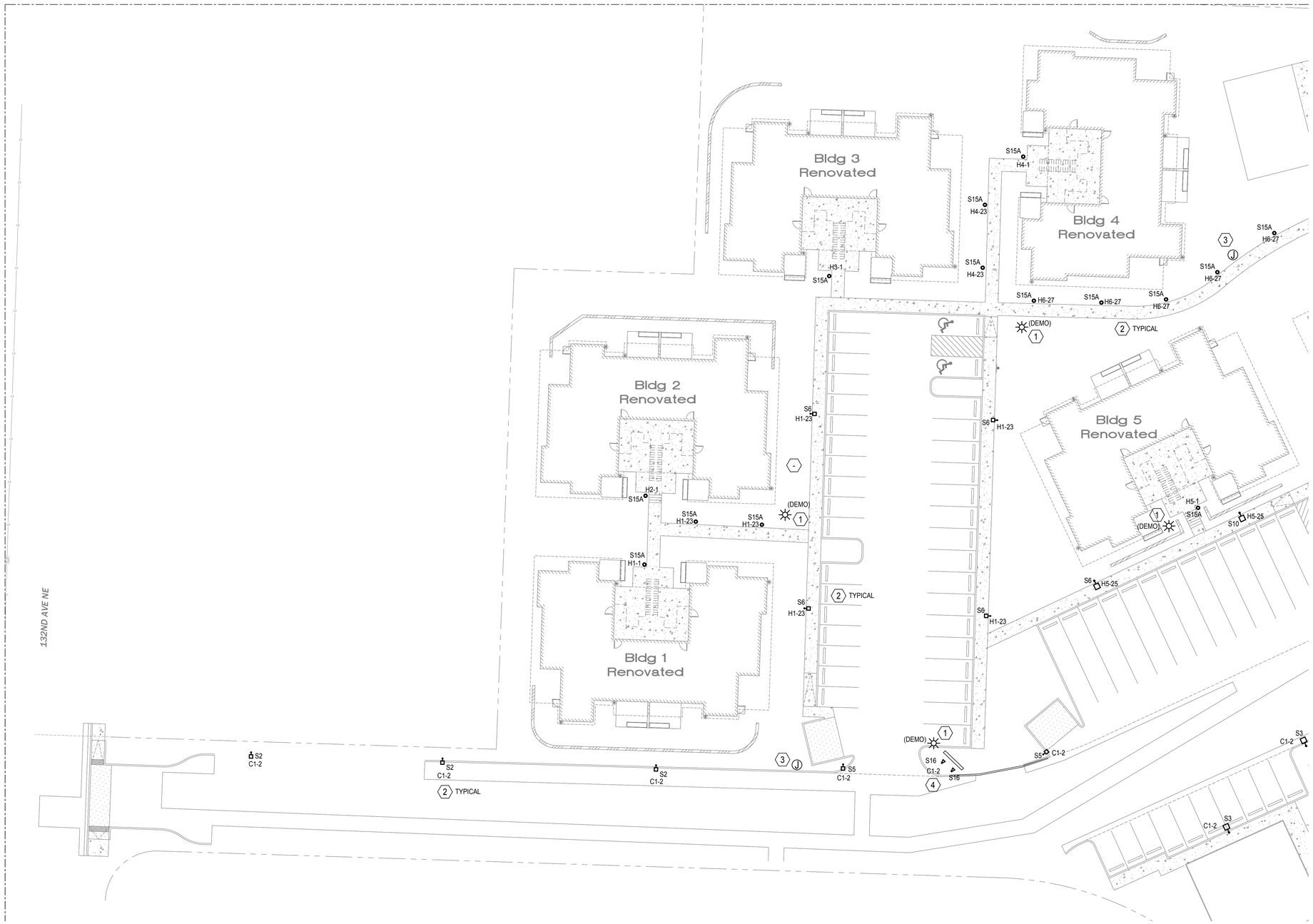

SITE LIGHTING PLAN - SECTION 1

SCALE: 1"=20'-0"

GENERAL NOTES:

A. ALL POLE MOUNTED FIXTURES HAVE A MAX MOUNTING HEIGHT OF 20-FEET ABOVE GRADE PER CITY OF KIRKLAND REQUIREMENTS.

B. MINIMUM WIRE SIZE FOR ALL SITE LIGHTING BRANCH CIRCUITRY TO BE #10 AWG COPPER. CONTRACTOR TO VERIFY VOLTAGE DROP ON CIRCUITS BASED ON FINAL FIXTURE PLACEMENT AND UPSIZE CONDUCTORS AS NECESSARY TO MEET CODE.

C. PROVIDE IN-GRADE JUNCTION BOX AT EACH POLE MOUNTED AREA & ROADWAY LIGHT FOR BRANCH CIRCUIT CONNECTIONS TO POLE BASE.

FLAG NOTES (X):

1. EXISTING LIGHT POLE TO BE DEMOLISHED. FEEDING BRANCH CIRCUIT CABLING TO BE DEMOLISHED OR DISCONNECTED AND MADE SAFE WHERE ABANDONED IN PLACE.

2. ALL NEW SITE LIGHTING FIXTURES TO HAVE AUTOMATIC TIMECLOCK ON/OFF ACTIVATION BY LIGHTING CONTROL PANEL (LCP) LOCATED IN THE BUILDING SERVING THE INDICATED BRANCH CIRCUITS. SEE INDIVIDUAL BUILDING DESIGN SHEETS FOR LCP RELAY SCHEDULE AND MORE INFORMATION.

3. PROVIDE IN-GRADE JUNCTION BOX FOR EXTENDING LIGHTING BRANCH CIRCUIT TO FIXTURES LOCATED WITHIN DIFFERENT PHASES OF PROJECT CONSTRUCTION.

4. GRADE MOUNTED FLOOR LIGHT(S) FOR MONUMENT SIGN(S). PROVIDE WEATHER-PROOF, IN-GRADE JUNCTION BOX, CAPABLE OF HOUSING THE LOW-VOLTAGE POWER SUPPLY FOR FIXTURES, WITH CONDUIT PATHWAY FROM J-BOX TO FIXTURE HEAD FOR CABLING CONNECTIONS.

SIDER + BYERS
MECHANICAL + ELECTRICAL ENGINEERS
192 Nickerson, Suite #300
Seattle, Washington 98109
Phone: 206.285.2966

SMR Architects
117 S. Main St., Suite 400
Seattle, WA 98104

PH: 206.623.1104
FX: 206.623.5285

King County Housing Authority

New Kirkland Heights LLLP
c/o: King County Housing Authority,
General Partner
13310 NE 133rd St.
Kirkland, WA 98034.
CONTRACT #: TC2300131

KIRKLAND HEIGHTS APARTMENTS

13324 NE 132nd St.,
Kirkland, WA 98034

SITE ELECTRICAL INFRASTRUCTURE

BID SET

NOT FOR CONSTRUCTION

REVISIONS / NOTES

NO	DATE	DESCRIPTION
1	5.19.23	BID ADDENDUM 2

DPD STAMP

TITLE

SITE LIGHTING PLAN - SECTION 1

PERMIT #	
DRAWN	RA, JF
CHECKED	GL
ISSUE DATE	04/14/2023
JOB NO.	22014
SHEET NO.:	E111

10/7/2021 7:33:34 AM

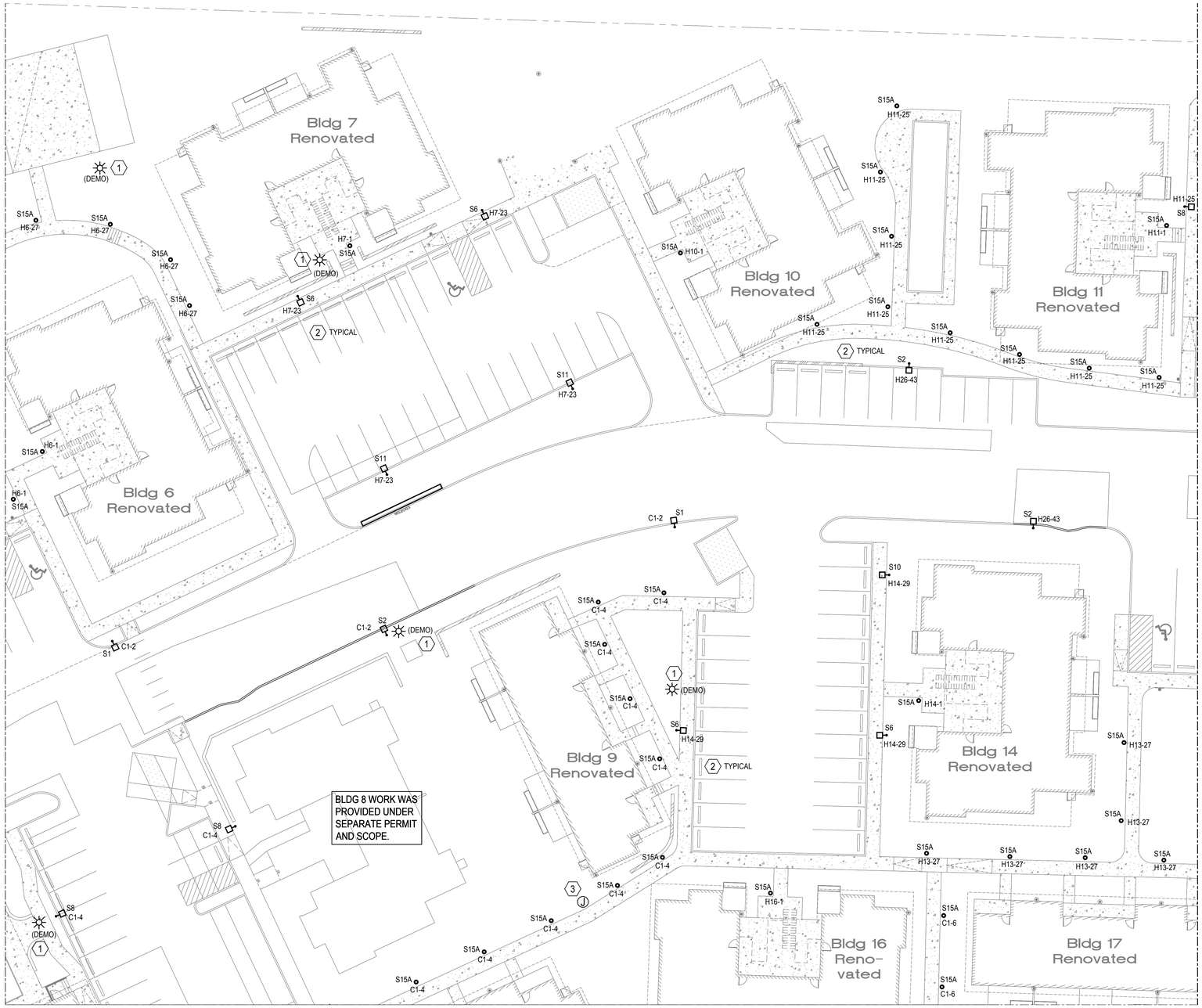

SITE LIGHTING PLAN - SECTION 2

SCALE: 1"=20'-0"

GENERAL NOTES:

A. ALL POLE MOUNTED FIXTURES HAVE A MAX MOUNTING HEIGHT OF 20-FEET ABOVE GRADE PER CITY OF KIRKLAND REQUIREMENTS.

B. MINIMUM WIRE SIZE FOR ALL SITE LIGHTING BRANCH CIRCUITRY TO BE #10 AWG COPPER. CONTRACTOR TO VERIFY VOLTAGE DROP ON CIRCUITS BASED ON FINAL FIXTURE PLACEMENT AND UPSIZE CONDUCTORS AS NECESSARY TO MEET CODE.

C. PROVIDE IN-GRADE JUNCTION BOX AT EACH POLE MOUNTED AREA & ROADWAY LIGHT FOR BRANCH CIRCUIT CONNECTIONS TO POLE BASE.

FLAG NOTES (X):

1. EXISTING LIGHT POLE TO BE DEMOLISHED. FEEDING BRANCH CIRCUIT CABLING TO BE DEMOLISHED OR DISCONNECTED AND MADE SAFE WHERE ABANDONED IN PLACE.

2. ALL NEW SITE LIGHTING FIXTURES TO HAVE AUTOMATIC TIMECLOCK ON/OFF ACTIVATION BY LIGHTING CONTROL PANEL (LCP) LOCATED IN THE BUILDING SERVING THE INDICATED BRANCH CIRCUITS. SEE INDIVIDUAL BUILDING DESIGN SHEETS FOR LCP RELAY SCHEDULE AND MORE INFORMATION.

3. PROVIDE IN-GRADE JUNCTION BOX FOR EXTENDING LIGHTING BRANCH CIRCUIT TO FIXTURES LOCATED WITHIN DIFFERENT PHASES OF PROJECT CONSTRUCTION.

4. GRADE MOUNTED FLOOR LIGHT(S) FOR MONUMENT SIGN(S). PROVIDE WEATHER-PROOF, IN-GRADE JUNCTION BOX, CAPABLE OF HOUSING THE LOW-VOLTAGE POWER SUPPLY FOR FIXTURES, WITH CONDUIT PATHWAY FROM J-BOX TO FIXTURE HEAD FOR CABLING CONNECTIONS.

SIDER + BYERS
MECHANICAL + ELECTRICAL ENGINEERS
192 Nickerson, Suite #300
Seattle, Washington 98109
Phone: 206.285.2966

SMR Architects
117 S. Main St., Suite 400
Seattle, WA 98104

PH: 206.623.1104
FX: 206.623.5285

King County Housing Authority

New Kirkland Heights LLLP
c/o: King County Housing Authority,
General Partner
13310 NE 133rd St.
Kirkland, WA 98034.
CONTRACT #: TC2300131

KIRKLAND HEIGHTS APARTMENTS

13324 NE 132nd St.,
Kirkland, WA 98034

SITE ELECTRICAL INFRASTRUCTURE

BID SET

NOT FOR CONSTRUCTION

REVISIONS / NOTES

NO	DATE	DESCRIPTION
1	5.19.23	BID ADDENDUM 2

DPD STAMP

TITLE

SITE LIGHTING PLAN - SECTION 2

PERMIT #	
DRAWN	RA, JF
CHECKED	GL
ISSUE DATE	04/14/2023
JOB NO.	22014
SHEET NO.:	

E112

10/7/2021 7:33:34 AM

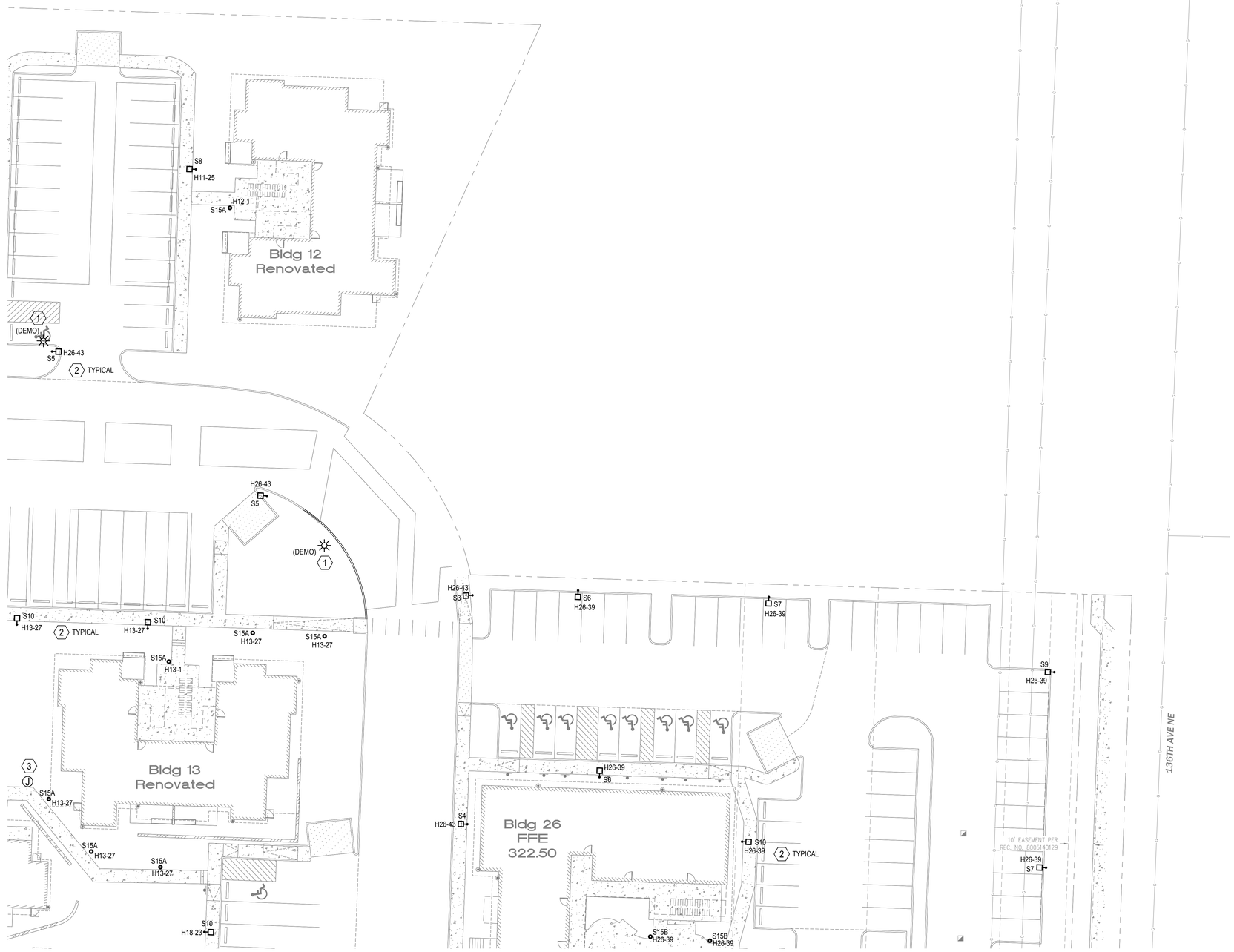

SITE LIGHTING PLAN - SECTION 3

SCALE: 1"=20'-0"

GENERAL NOTES:

A. ALL POLE MOUNTED FIXTURES HAVE A MAX MOUNTING HEIGHT OF 20-FEET ABOVE GRADE PER CITY OF KIRKLAND REQUIREMENTS.

B. MINIMUM WIRE SIZE FOR ALL SITE LIGHTING BRANCH CIRCUITRY TO BE #10 AWG COPPER. CONTRACTOR TO VERIFY VOLTAGE DROP ON CIRCUITS BASED ON FINAL FIXTURE PLACEMENT AND UPSIZE CONDUCTORS AS NECESSARY TO MEET CODE.

C. PROVIDE IN-GRADE JUNCTION BOX AT EACH POLE MOUNTED AREA & ROADWAY LIGHT FOR BRANCH CIRCUIT CONNECTIONS TO POLE BASE.

FLAG NOTES (X):

1. EXISTING LIGHT POLE TO BE DEMOLISHED. FEEDING BRANCH CIRCUIT CABLING TO BE DEMOLISHED OR DISCONNECTED AND MADE SAFE WHERE ABANDONED IN PLACE.

2. ALL NEW SITE LIGHTING FIXTURES TO HAVE AUTOMATIC TIMECLOCK ON/OFF ACTIVATION BY LIGHTING CONTROL PANEL (LCP) LOCATED IN THE BUILDING SERVING THE INDICATED BRANCH CIRCUITS. SEE INDIVIDUAL BUILDING DESIGN SHEETS FOR LCP RELAY SCHEDULE AND MORE INFORMATION.

3. PROVIDE IN-GRADE JUNCTION BOX FOR EXTENDING LIGHTING BRANCH CIRCUIT TO FIXTURES LOCATED WITHIN DIFFERENT PHASES OF PROJECT CONSTRUCTION.

4. GRADE MOUNTED FLOOR LIGHT(S) FOR MONUMENT SIGN(S). PROVIDE WEATHER-PROOF, IN-GRADE JUNCTION BOX, CAPABLE OF HOUSING THE LOW-VOLTAGE POWER SUPPLY FOR FIXTURES, WITH CONDUIT PATHWAY FROM J-BOX TO FIXTURE HEAD FOR CABLING CONNECTIONS.

10/7/2021 7:33:34 AM

SIDER + BYERS
MECHANICAL + ELECTRICAL ENGINEERS
192 Nickerson, Suite #300
Seattle, Washington 98109
Phone: 206.285.2966

SMR Architects
117 S. Main St., Suite 400
Seattle, WA 98104

PH: 206.623.1104
FX: 206.623.5285

King County Housing Authority

New Kirkland Heights LLLP
c/o: King County Housing Authority,
General Partner
13310 NE 133rd St.
Kirkland, WA 98034.
CONTRACT #: TC2300131

KIRKLAND HEIGHTS APARTMENTS

13324 NE 132nd St.,
Kirkland, WA 98034

SITE ELECTRICAL INFRASTRUCTURE

BID SET

GEORGIANNA M. FRANCIS
STATE OF WASHINGTON
43761
REGISTERED PROFESSIONAL ENGINEER
NOT FOR CONSTRUCTION

REVISIONS / NOTES

NO	DATE	DESCRIPTION
1	5.19.23	BID ADDENDUM 2

DPD STAMP

TITLE

SITE LIGHTING PLAN - SECTION 3

PERMIT #	
DRAWN	RA, JF
CHECKED	GL
ISSUE DATE	04/14/2023
JOB NO.	22014
SHEET NO.:	

E113

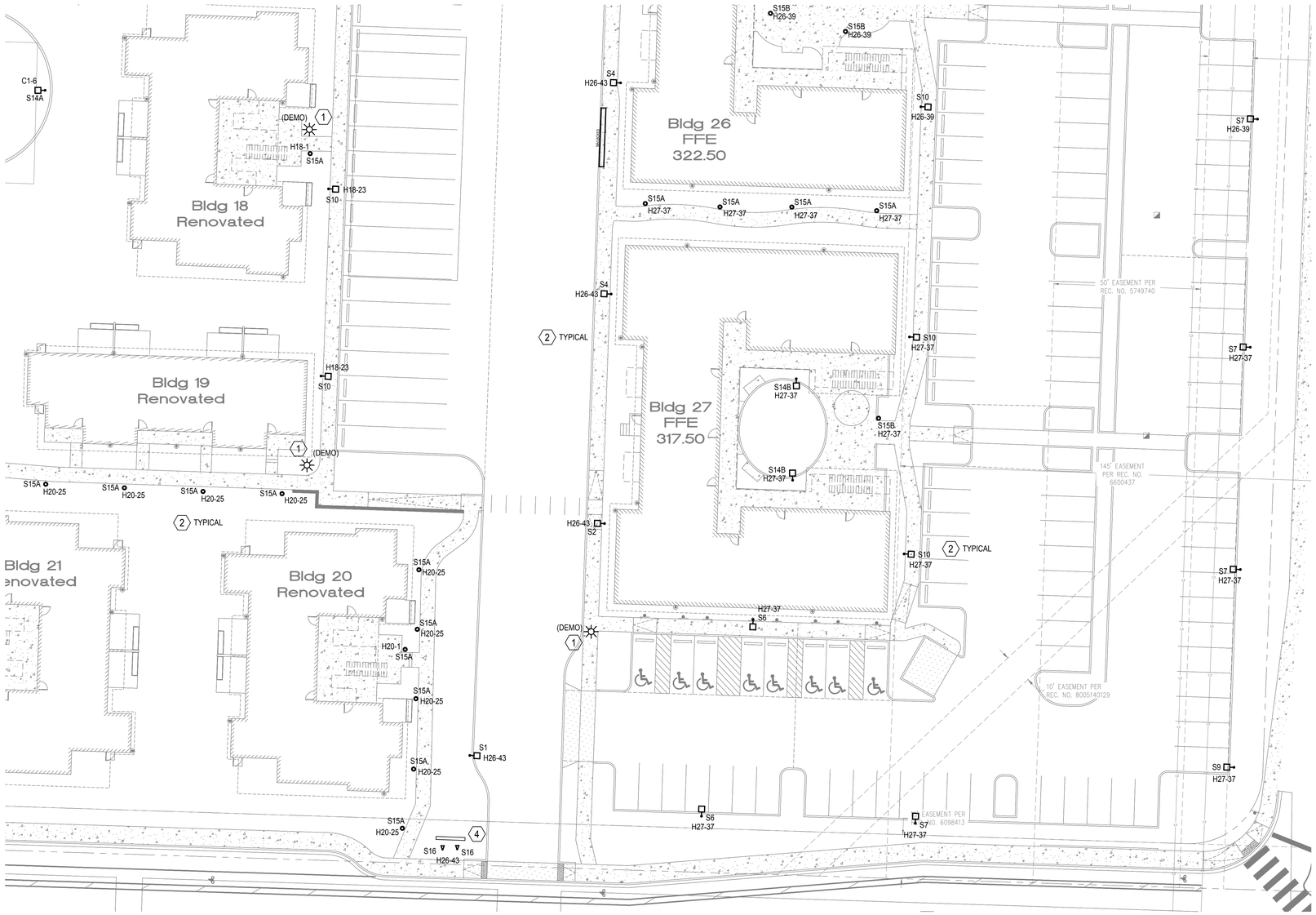

SITE LIGHTING PLAN - SECTION 4

SCALE: 1"=20'-0"

GENERAL NOTES:

A. ALL POLE MOUNTED FIXTURES HAVE A MAX MOUNTING HEIGHT OF 20-FEET ABOVE GRADE PER CITY OF KIRKLAND REQUIREMENTS.

B. MINIMUM WIRE SIZE FOR ALL SITE LIGHTING BRANCH CIRCUITRY TO BE #10 AWG COPPER. CONTRACTOR TO VERIFY VOLTAGE DROP ON CIRCUITS BASED ON FINAL FIXTURE PLACEMENT AND UPSIZE CONDUCTORS AS NECESSARY TO MEET CODE.

C. PROVIDE IN-GRADE JUNCTION BOX AT EACH POLE MOUNTED AREA & ROADWAY LIGHT FOR BRANCH CIRCUIT CONNECTIONS TO POLE BASE.

FLAG NOTES (X):

1. EXISTING LIGHT POLE TO BE DEMOLISHED. FEEDING BRANCH CIRCUIT CABLING TO BE DEMOLISHED OR DISCONNECTED AND MADE SAFE WHERE ABANDONED IN PLACE.

2. ALL NEW SITE LIGHTING FIXTURES TO HAVE AUTOMATIC TIMECLOCK ON/OFF ACTIVATION BY LIGHTING CONTROL PANEL (LCP) LOCATED IN THE BUILDING SERVING THE INDICATED BRANCH CIRCUITS. SEE INDIVIDUAL BUILDING DESIGN SHEETS FOR LCP RELAY SCHEDULE AND MORE INFORMATION.

3. PROVIDE IN-GRADE JUNCTION BOX FOR EXTENDING LIGHTING BRANCH CIRCUIT TO FIXTURES LOCATED WITHIN DIFFERENT PHASES OF PROJECT CONSTRUCTION.

4. GRADE MOUNTED FLOOR LIGHT(S) FOR MONUMENT SIGN(S). PROVIDE WEATHER-PROOF, IN-GRADE JUNCTION BOX, CAPABLE OF HOUSING THE LOW-VOLTAGE POWER SUPPLY FOR FIXTURES, WITH CONDUIT PATHWAY FROM J-BOX TO FIXTURE HEAD FOR CABLING CONNECTIONS.

10/7/2021 7:33:34 AM

SIDER + BYERS
MECHANICAL + ELECTRICAL ENGINEERS
192 Nickerson, Suite #300
Seattle, Washington 98109
Phone: 206.285.2966

SMR Architects
117 S. Main St., Suite 400
Seattle, WA 98104

PH: 206.623.1104
FX: 206.623.5285

King County Housing Authority

New Kirkland Heights LLLP
c/o: King County Housing Authority,
General Partner
13310 NE 133rd St.
Kirkland, WA 98034.
CONTRACT #: TC2300131

KIRKLAND HEIGHTS APARTMENTS

13324 NE 132nd St.,
Kirkland, WA 98034

SITE ELECTRICAL INFRASTRUCTURE

BID SET

NOT FOR CONSTRUCTION

REVISIONS / NOTES

NO	DATE	DESCRIPTION
1	5.19.23	BID ADDENDUM 2

DPD STAMP

TITLE

SITE LIGHTING PLAN - SECTION 4

PERMIT #	
DRAWN	RA, JF
CHECKED	GL
ISSUE DATE	04/14/2023
JOB NO.	22014
SHEET NO.:	

E114

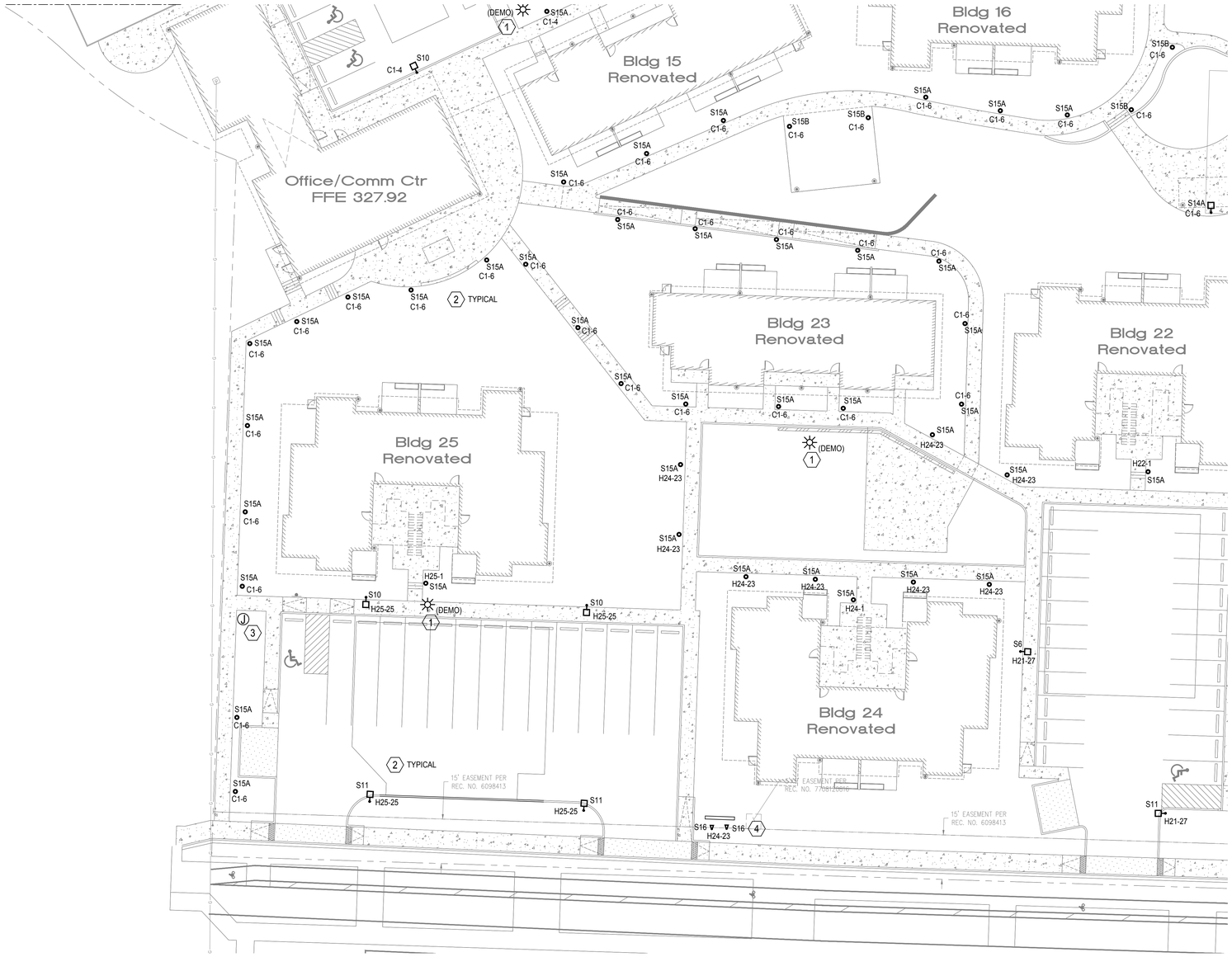

SITE LIGHTING PLAN - SECTION 5

SCALE: 1"=20'-0"

GENERAL NOTES:

A. ALL POLE MOUNTED FIXTURES HAVE A MAX MOUNTING HEIGHT OF 20-FEET ABOVE GRADE PER CITY OF KIRKLAND REQUIREMENTS.

B. MINIMUM WIRE SIZE FOR ALL SITE LIGHTING BRANCH CIRCUITRY TO BE #10 AWG COPPER. CONTRACTOR TO VERIFY VOLTAGE DROP ON CIRCUITS BASED ON FINAL FIXTURE PLACEMENT AND UPSIZE CONDUCTORS AS NECESSARY TO MEET CODE.

C. PROVIDE IN-GRADE JUNCTION BOX AT EACH POLE MOUNTED AREA & ROADWAY LIGHT FOR BRANCH CIRCUIT CONNECTIONS TO POLE BASE.

FLAG NOTES (X):

1. EXISTING LIGHT POLE TO BE DEMOLISHED. FEEDING BRANCH CIRCUIT CABLING TO BE DEMOLISHED OR DISCONNECTED AND MADE SAFE WHERE ABANDONED IN PLACE.

2. ALL NEW SITE LIGHTING FIXTURES TO HAVE AUTOMATIC TIMECLOCK ON/OFF ACTIVATION BY LIGHTING CONTROL PANEL (LCP) LOCATED IN THE BUILDING SERVING THE INDICATED BRANCH CIRCUITS. SEE INDIVIDUAL BUILDING DESIGN SHEETS FOR LCP RELAY SCHEDULE AND MORE INFORMATION.

3. PROVIDE IN-GRADE JUNCTION BOX FOR EXTENDING LIGHTING BRANCH CIRCUIT TO FIXTURES LOCATED WITHIN DIFFERENT PHASES OF PROJECT CONSTRUCTION.

4. GRADE MOUNTED FLOOR LIGHT(S) FOR MONUMENT SIGN(S). PROVIDE WEATHER-PROOF, IN-GRADE JUNCTION BOX, CAPABLE OF HOUSING THE LOW-VOLTAGE POWER SUPPLY FOR FIXTURES, WITH CONDUIT PATHWAY FROM J-BOX TO FIXTURE HEAD FOR CABLING CONNECTIONS.

10/7/2021 7:33:34 AM

SIDER + BYERS
MECHANICAL + ELECTRICAL ENGINEERS
192 Nickerson, Suite #300
Seattle, Washington 98109
Phone: 206.285.2966

SMR Architects
117 S. Main St., Suite 400
Seattle, WA 98104

PH: 206.623.1104
FX: 206.623.5285

King County Housing Authority

New Kirkland Heights LLLP
c/o: King County Housing Authority,
General Partner
13310 NE 133rd St.
Kirkland, WA 98034.
CONTRACT #: TC2300131

KIRKLAND HEIGHTS APARTMENTS

13324 NE 132nd St.,
Kirkland, WA 98034

SITE ELECTRICAL INFRASTRUCTURE

BID SET

GEORGINNA L. LEE
STATE OF WASHINGTON
45781
REGISTERED PROFESSIONAL ENGINEER
NOT FOR CONSTRUCTION

REVISIONS / NOTES

NO	DATE	DESCRIPTION
1	5.19.23	BID ADDENDUM 2

DPD STAMP

TITLE

SITE LIGHTING PLAN - SECTION 5

PERMIT #	
DRAWN	RA, JF
CHECKED	GL
ISSUE DATE	04/14/2023
JOB NO.	22014

SHEET NO.:

E115