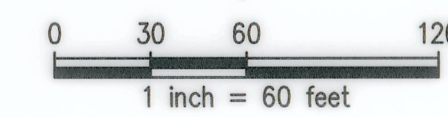
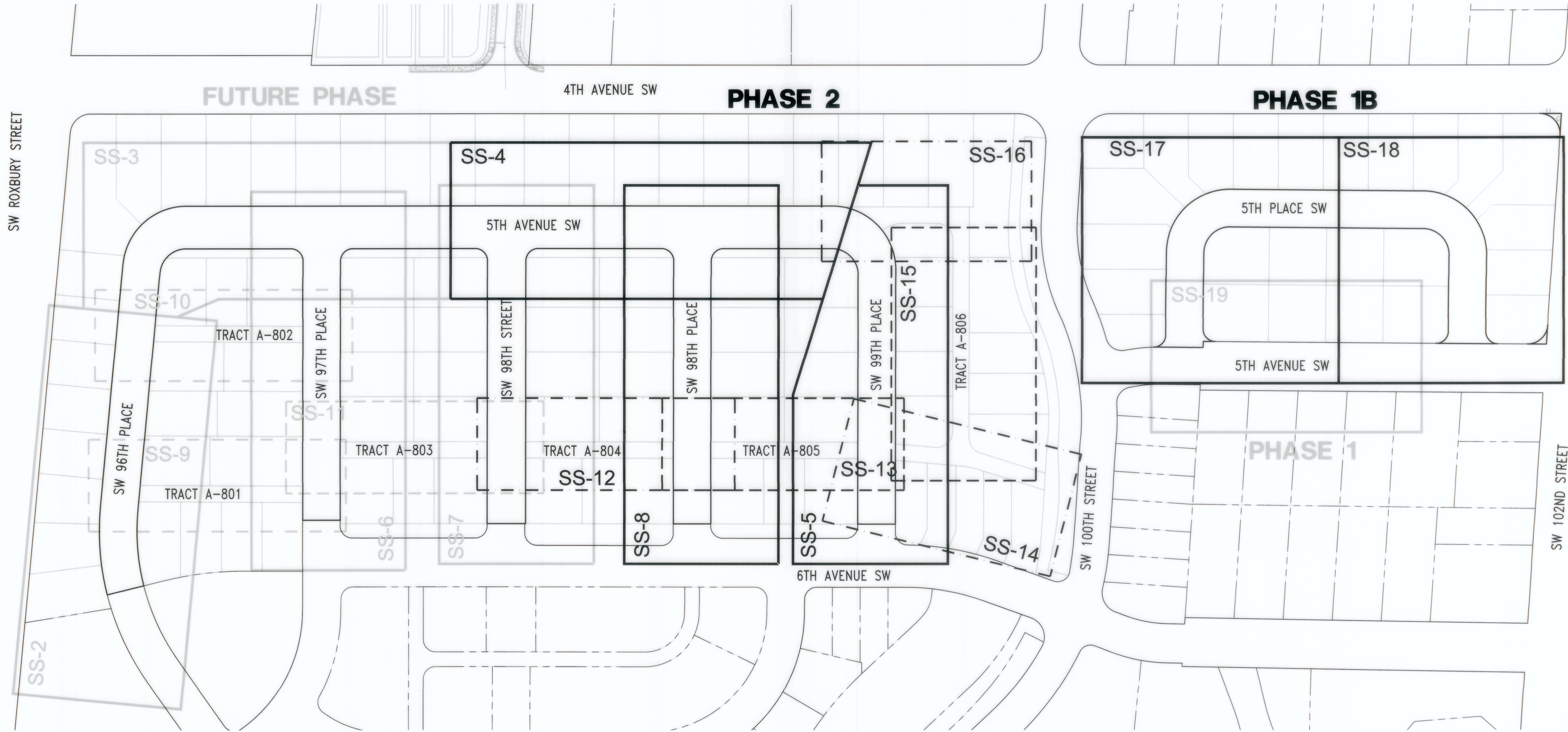


APPROVED _____

DATE _____



RECORD DRAWINGS
 THESE AS-BUILT DOCUMENTS HAVE BEEN PREPARED FROM THE CONTRACTOR'S REDLINED MARK-UPS OF THE CONSTRUCTION DOCUMENTS. THE ENGINEER REVIEWING THESE RECORD DRAWINGS HAS NOT WITNESSED ALL THE ELEMENTS OF CONSTRUCTION AND IS NOT RESPONSIBLE FOR ERRORS OR OMISSIONS IN DATA OR CERTIFY THE ACCURACY OF THE INFORMATION PROVIDED BY THE CONTRACTOR'S AS-BUILT REDLINES.

Z:\1600001-1600206 (Greenbridge)\02-Design Development\SSSD\FCP Phase 1&2\FCP-02-08 SS 1a OVERALL PLAN.dwg


BromB Jul 27, 2022 - 11:18am

NO.	DATE	BY	CHD.	APPR.	REVISION
4	7/8/22	BJB	BJB	JF	FINAL CORRECTED PLANS (PHASE 1B & 2)
3	1/10/19	BJB	BJB	MAV	MYLAR SUBMITTAL
2	10/31/17	BJB	BJB	AGC	REVISED PER SWSSD COMMENTS
1	4/5/17	BJB	BJB	AGC	ORIGINAL SUBMITTAL

DRAWN BY
BJB, TAD
 CHECKED BY
BJB
 DESIGNED BY
BJB
 APPROVED BY
AGC
 DATE
NOVEMBER 20, 2018
 JOB No. : 1600206



kpff
 1601 5th Avenue, Suite 1600
 Seattle, WA 98101
 206.622.5822
 www.kpff.com



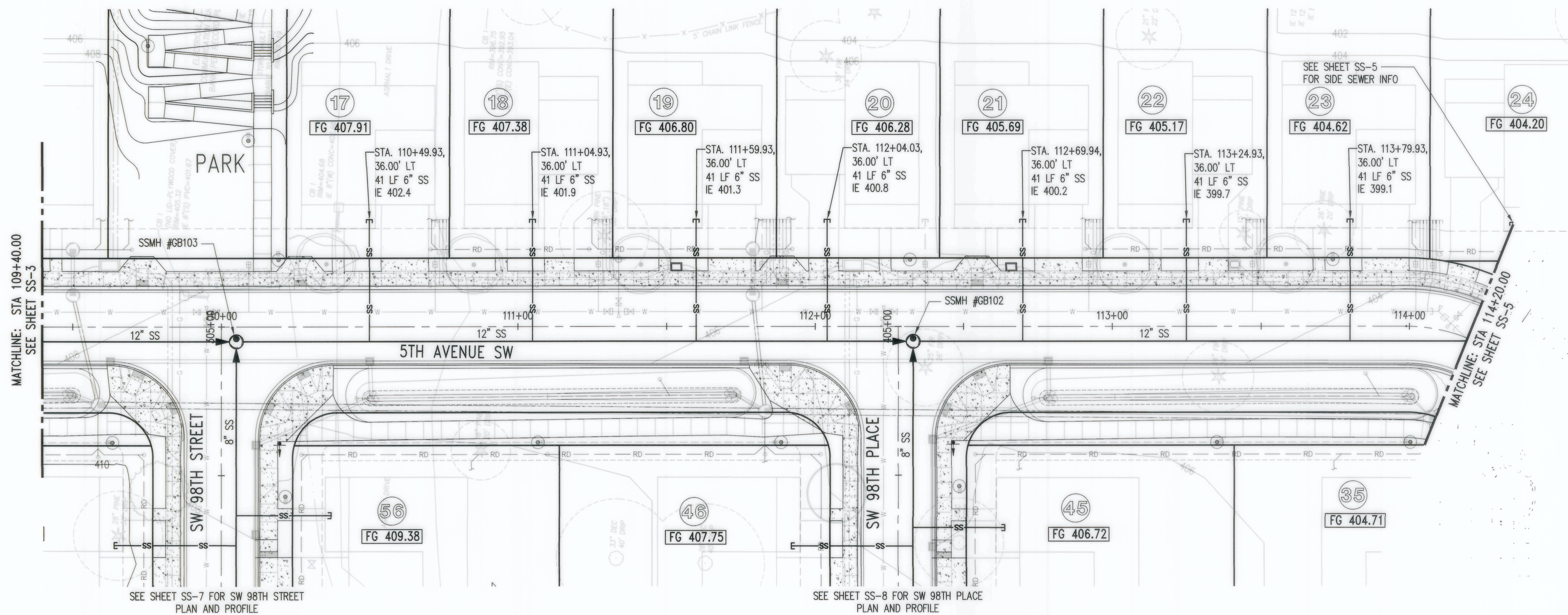
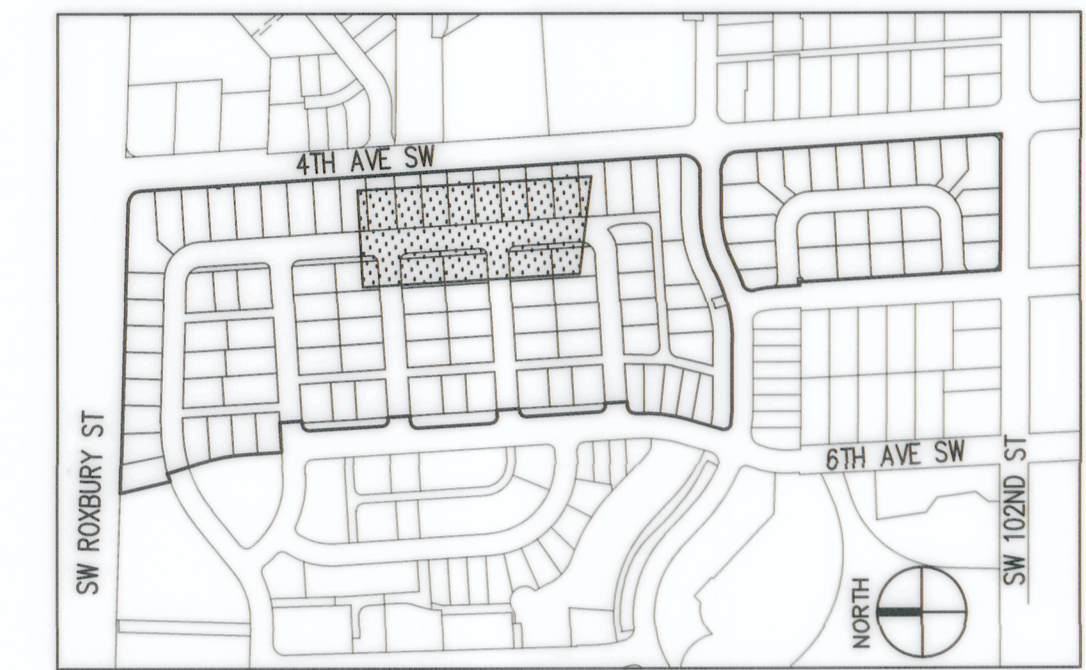
KING COUNTY HOUSING AUTHORITY
 WHITE CENTER, WASHINGTON
GREENBRIDGE DIVISION 8
 OVERALL PLAN

SHEET
SS-1A

SEC. 6, T.23 N., R.4E., W.M.

SOUTHWEST SUBURBAN SEWER DISTRICT
RECORD DRAWINGS

APPROVED _____
DATE _____

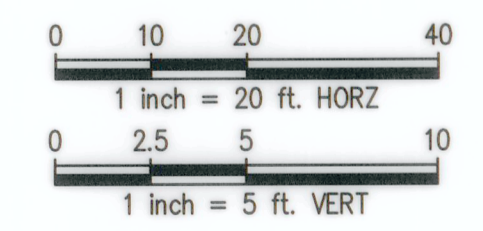
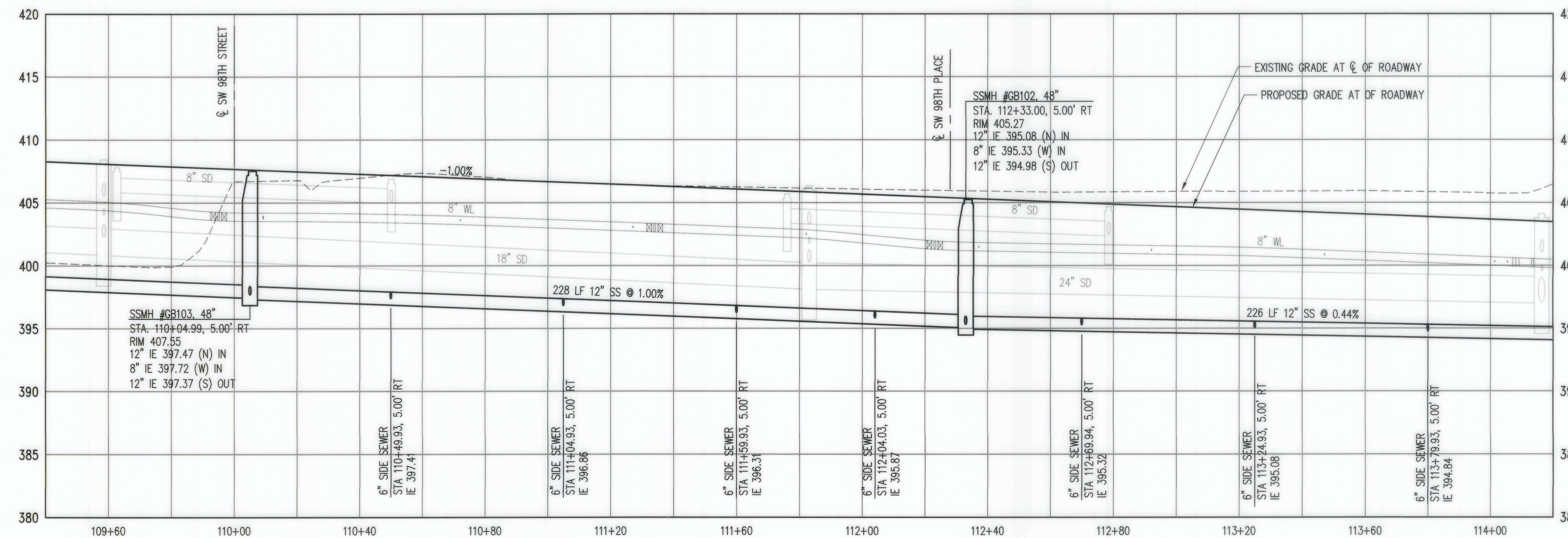


MATCHLINE: STA 109+40.00
SEE SHEET SS-3

MATCHLINE: STA 114+20.00
SEE SHEET SS-5

SEE SHEET SS-7 FOR SW 98TH STREET
PLAN AND PROFILE

SEE SHEET SS-8 FOR SW 98TH PLACE
PLAN AND PROFILE



RECORD DRAWINGS
THESE AS-BUILT DOCUMENTS HAVE BEEN PREPARED FROM THE CONTRACTOR'S REDLINED MARK-UPS OF THE CONSTRUCTION DOCUMENTS. THE ENGINEER REVIEWING THESE RECORD DRAWINGS HAS NOT WITNESSED ALL THE ELEMENTS OF CONSTRUCTION AND IS NOT RESPONSIBLE FOR ERRORS OR OMISSIONS IN DATA OR CERTIFY THE ACCURACY OF THE INFORMATION PROVIDED BY THE CONTRACTOR'S AS-BUILT REDLINES.

Z:\1600001-1600206 (Greenbridge)\1600206 (Greenbridge)\CAD\Design\02-Design_Development\SWSD\Phase 1&2\FCP-03-03-GB_SS_2_5TH_AVE_SW.dwg
Date: 7/27/2022 11:16am
BrowB

NO.	DATE	BY	CHD.	APPR.	REVISION
4	7/8/22	BJB	BJB	JF	FINAL CORRECTED PLANS (PHASE 1B & 2)
3	1/10/19	BJB	BJB	MAV	MYLAR SUBMITTAL
2	10/31/17	BJB	BJB	AGC	REVISED PER SWSD COMMENTS
1	4/5/17	BJB	BJB	AGC	ORIGINAL SUBMITTAL

DRAWN BY: BJB, TAD
DESIGNED BY: BJB
CHECKED BY: BJB
APPROVED BY: AGC
DATE: NOVEMBER 20, 2018
JOB No.: 1600206

Call 811
two business days before you dig

SCALE: AS NOTED

kpff
1601 5th Avenue, Suite 1600
Seattle, WA 98101
206.622.5822
www.kpff.com

Greenbridge
King County Housing Authority

Professional Engineer Seal
11/21/22

KING COUNTY HOUSING AUTHORITY
WHITE CENTER, WASHINGTON
GREENBRIDGE DIVISION 8
5TH AVENUE SW PLAN AND PROFILE

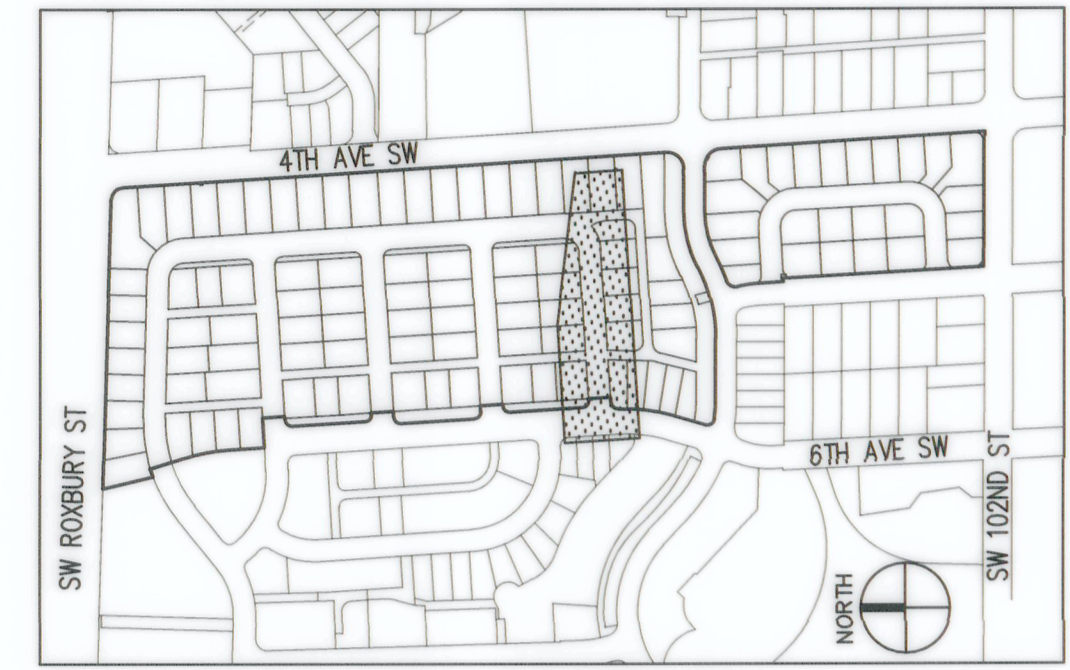
SHEET
SS-4

SEC. 6, T.23 N., R.4E., W.M.

SOUTHWEST SUBURBAN SEWER DISTRICT
RECORD DRAWINGS

APPROVED _____

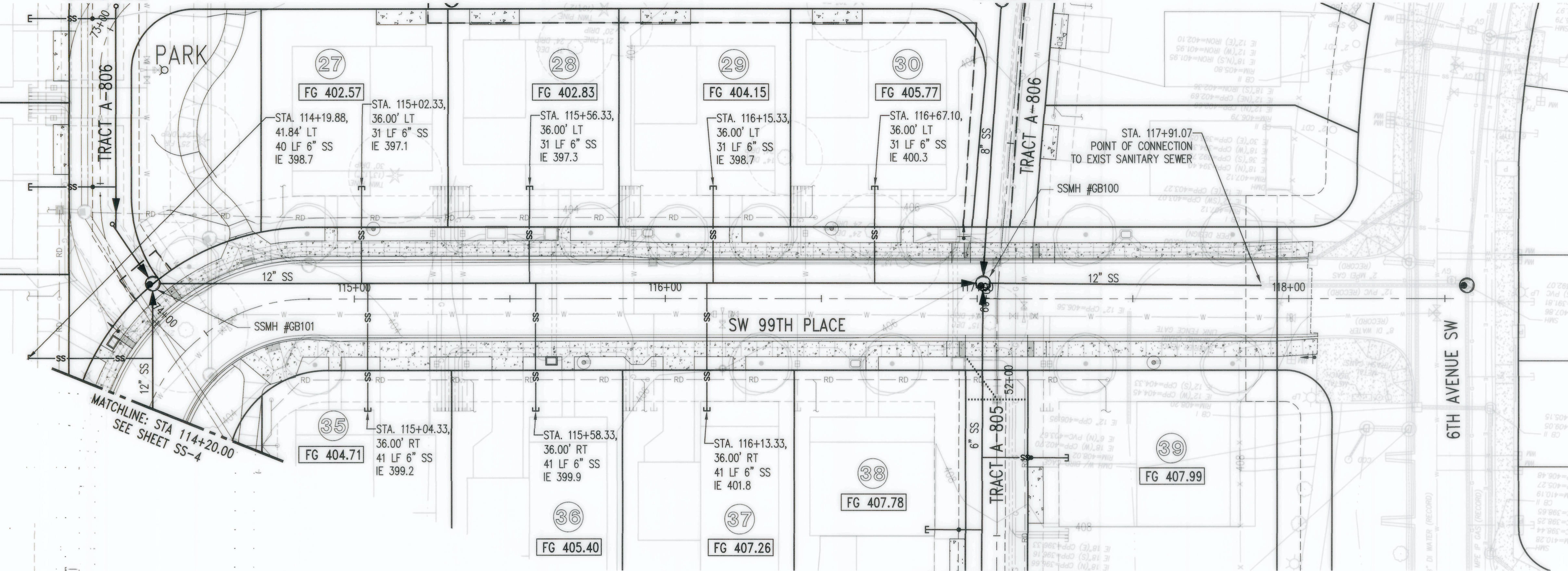
DATE _____



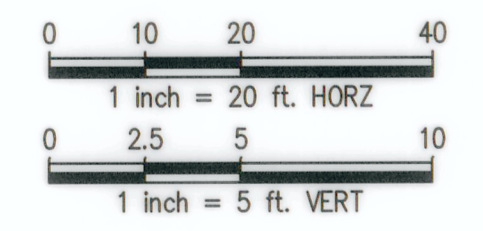
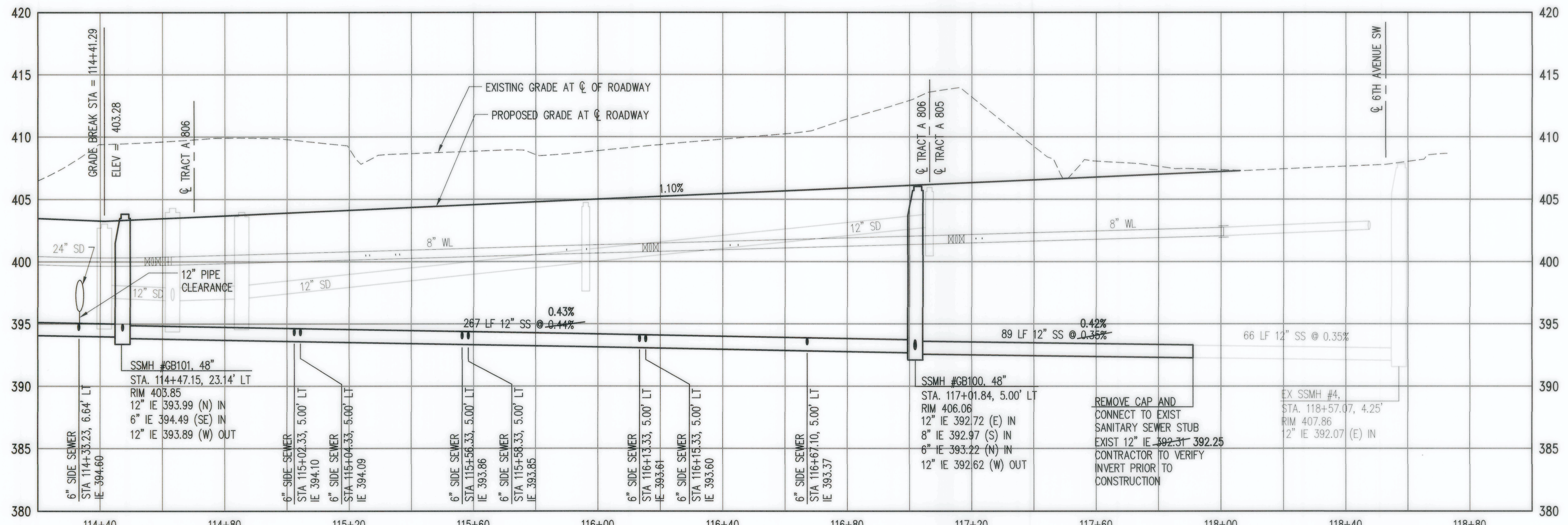
KEY MAP
NTS

SEE SHEET SS-16 FOR TRACT A-806
PLAN AND PROFILE

SEE SHEET SS-14 FOR TRACT A-806
PLAN AND PROFILE



SEE SHEET SS-13 FOR TRACT A-805
PLAN AND PROFILE



RECORD DRAWINGS
THESE AS-BUILT DOCUMENTS HAVE BEEN PREPARED FROM THE CONTRACTOR'S REDLINED MARK-UPS OF THE CONSTRUCTION DOCUMENTS. THE ENGINEER REVIEWING THESE RECORD DRAWINGS HAS NOT WITNESSED ALL THE ELEMENTS OF CONSTRUCTION AND IS NOT RESPONSIBLE FOR ERRORS OR OMISSIONS IN DATA OR CERTIFY THE ACCURACY OF THE INFORMATION PROVIDED BY THE CONTRACTOR'S AS-BUILT REDLINES.

Z:\1600001-1600999\1600206 (Greenbridge) (CAD) (Design) (2) - Design Development (SWSD) (FCP Phase 1&2) (FCP-03-08 SS 2 5TH AVE SW.dwg) 7/28/22

4	7/8/22	BJB	BJB	JF	FINAL CORRECTED PLANS (PHASE 1B & 2)
3	1/10/19	BJB	BJB	MAV	MYLAR SUBMITTAL
2	10/31/17	BJB	BJB	AGC	REVISED PER SWSSD COMMENTS
1	4/5/17	BJB	BJB	AGC	ORIGINAL SUBMITTAL
NO.	DATE	BY	CHD.	APPR.	REVISION

DRAWN BY
BJB, TAD
CHECKED BY
BJB
DESIGNED BY
BJB
APPROVED BY
AGC
DATE
NOVEMBER 20, 2018
JOB No. : 1600206



KING COUNTY HOUSING AUTHORITY
WHITE CENTER, WASHINGTON
GREENBRIDGE DIVISION 8
SW 99TH PLACE PLAN AND PROFILE

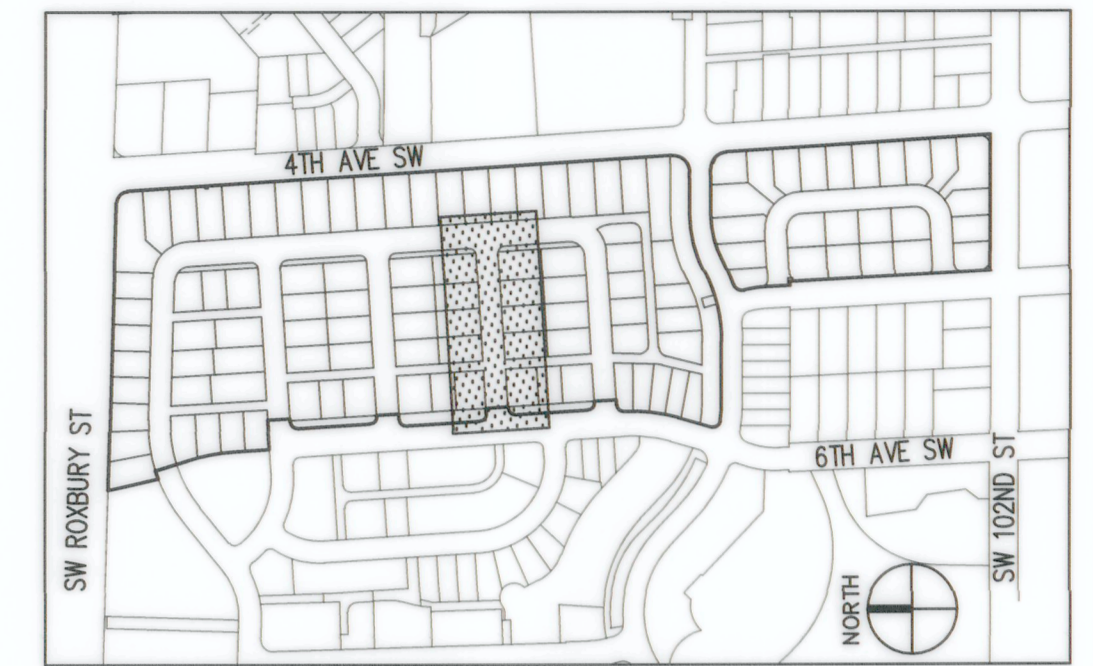
SHEET
SS-5

SEC. 6, T.23 N., R.4E., W.M.

SOUTHWEST SUBURBAN SEWER DISTRICT
RECORD DRAWINGS

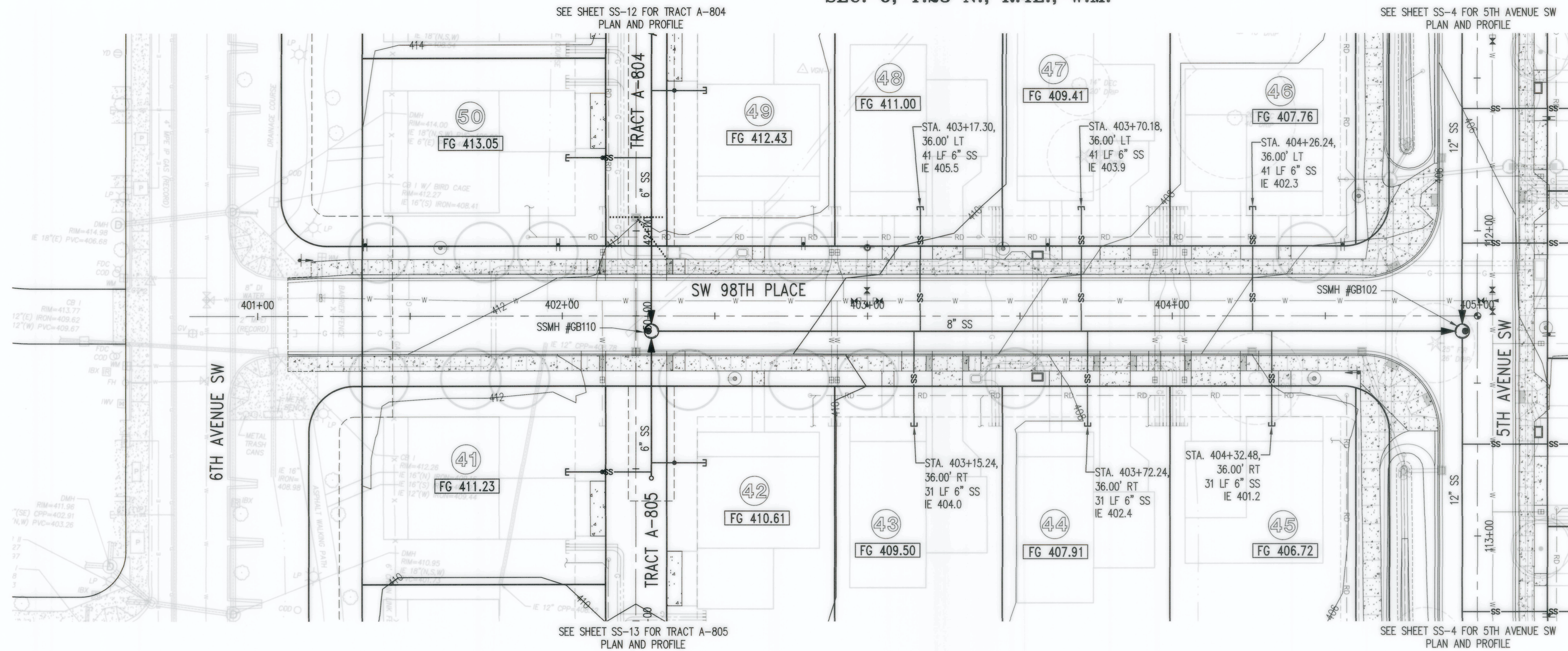
APPROVED

DATE



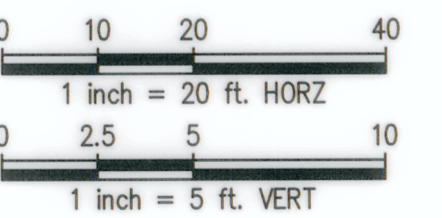
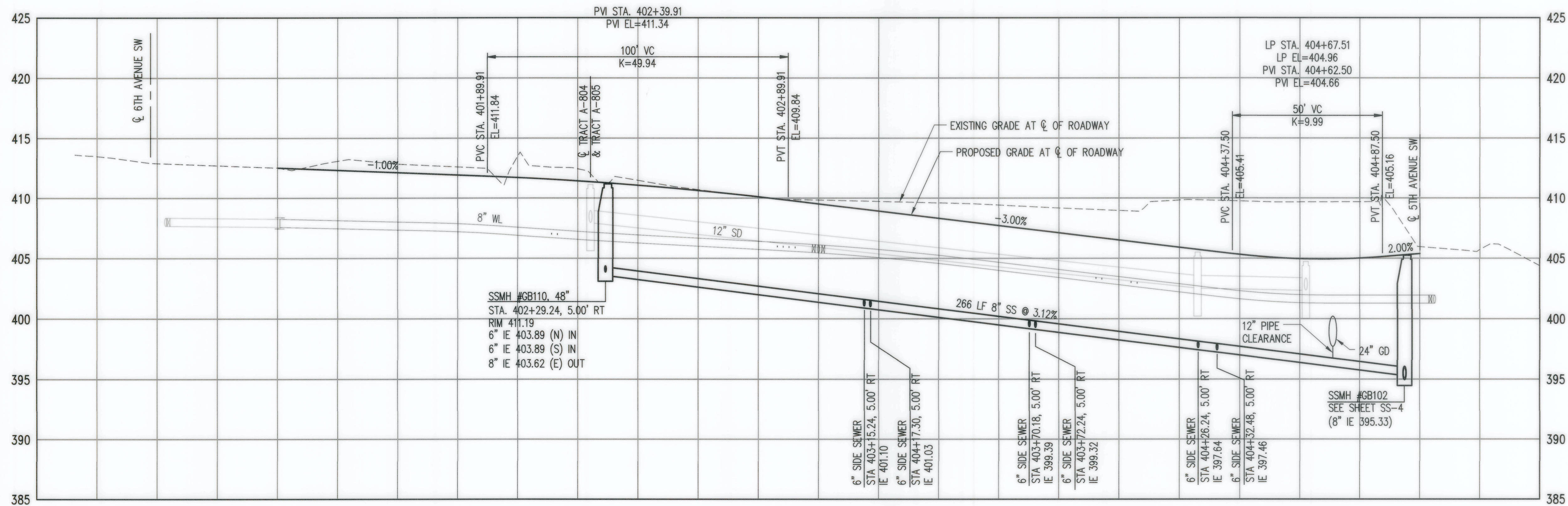
KEY MAP

NTS



SEE SHEET SS-13 FOR TRACT A-805
PLAN AND PROFILE

SEE SHEET SS-4 FOR 5TH AVENUE SW
PLAN AND PROFILE



RECORD DRAWINGS

THESE AS-BUILT DOCUMENTS HAVE BEEN PREPARED FROM THE CONTRACTOR'S REDLINED MARK-UPS OF THE CONSTRUCTION DOCUMENTS. THE ENGINEER REVIEWING THESE RECORD DRAWINGS HAS NOT WITNESSED ALL THE ELEMENTS OF CONSTRUCTION AND IS NOT RESPONSIBLE FOR ERRORS OR OMISSIONS IN DATA OR CERTIFY THE ACCURACY OF THE INFORMATION PROVIDED BY THE CONTRACTOR'S AS-BUILT REDLINES.

Z:\1600001-1600099\1600206 (Greenbridge)\CAD\Design Development\SSSD\Phase 1&2\FCP-Phase 1&2\SS-8 SW 98TH PL.dwg

Jul 27, 2022 - 11:55am BrouB

NO.	DATE	BY	CHD.	APPR.	REVISION
4	7/8/22	BJB	BJB	JF	FINAL CORRECTED PLANS (PHASE 1B & 2)
3	1/10/19	BJB	BJB	MAV	MYLAR SUBMITTAL
2	10/31/17	BJB	BJB	AGC	REVISED PER SSSD COMMENTS
1	4/5/17	BJB	BJB	AGC	ORIGINAL SUBMITTAL

DRAWN BY BJB, TAD	DESIGNED BY BJB
CHECKED BY BJB	APPROVED BY AGC
DATE NOVEMBER 20, 2018	
JOB No. : 1600206	

811 Call 811
two business days before you dig

SCALE:
AS NOTED

kpff
1601 5th Avenue, Suite 1600
Seattle, WA 98101
206.622.5822
www.kpff.com

Greenbridge
King County
Housing
Authority

ALBERT S. FERRELL
SEWER DISTRICT
PROFESSIONAL ENGINEER
1/23/22

KING COUNTY HOUSING AUTHORITY
WHITE CENTER, WASHINGTON

GREENBRIDGE DIVISION 8

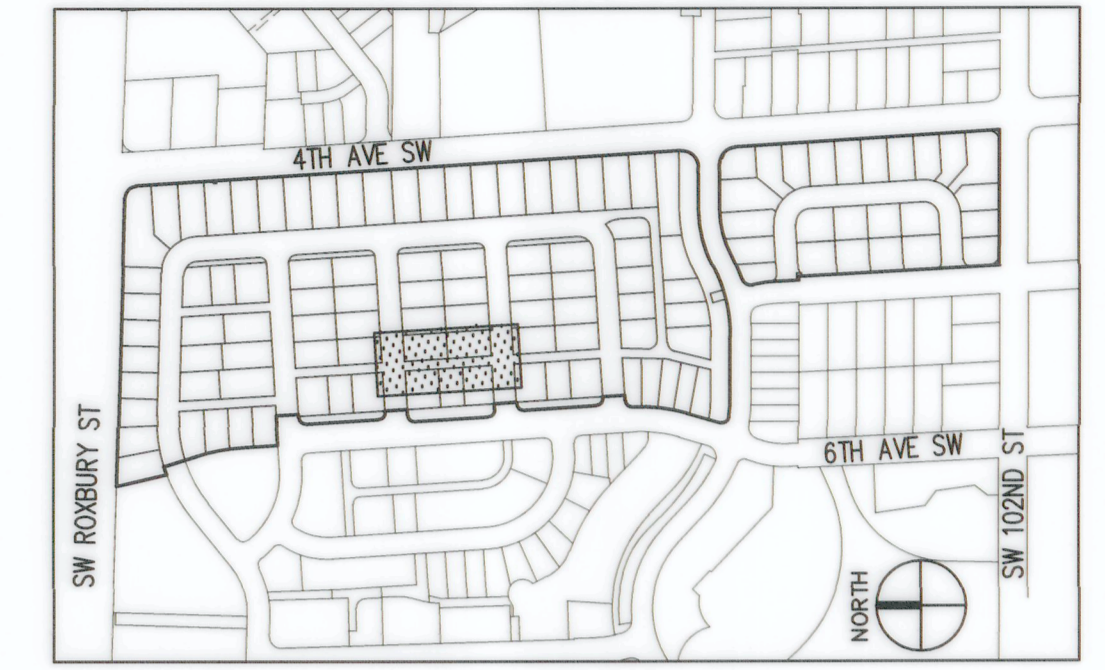
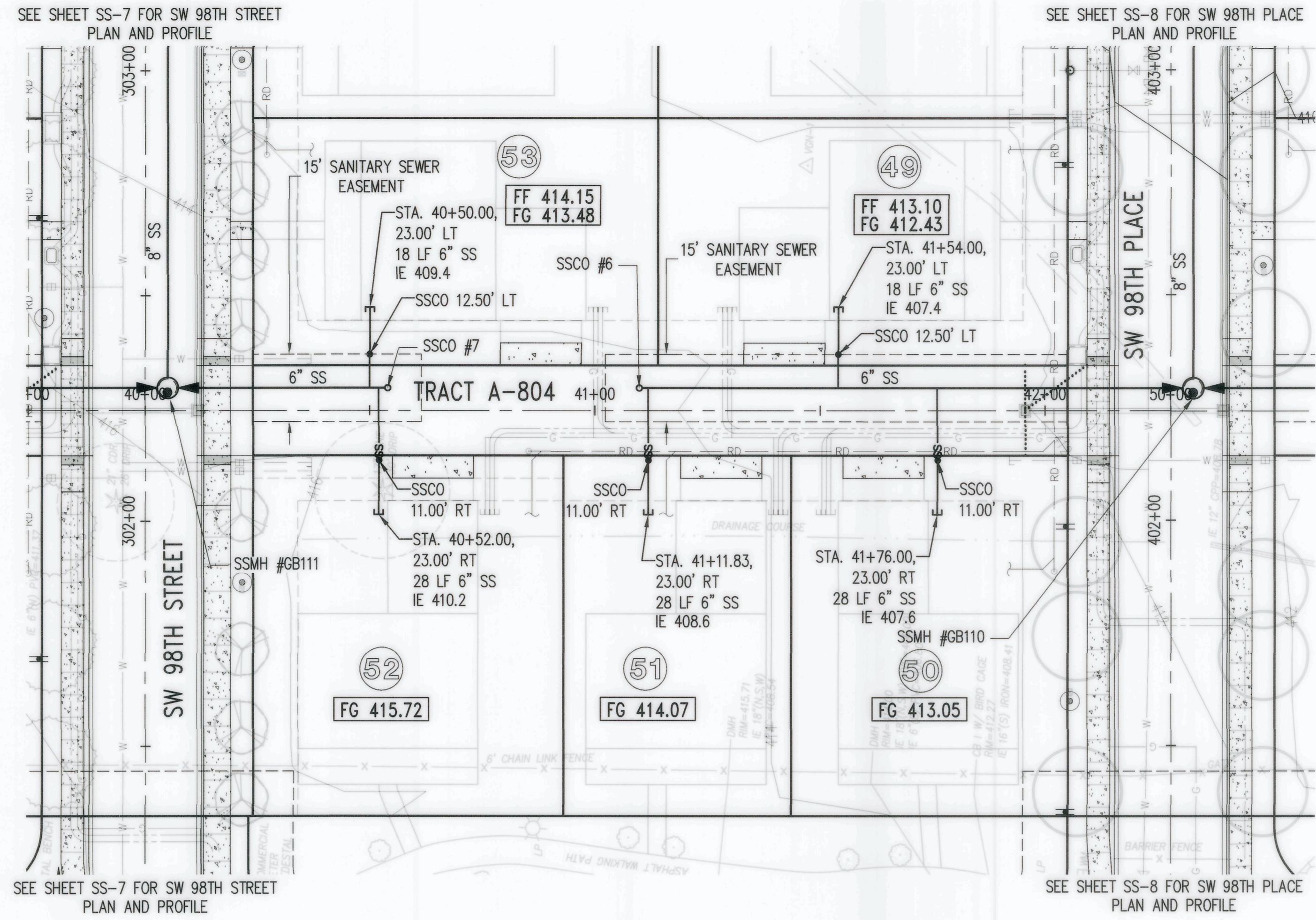
SW 98TH PLACE PLAN AND PROFILE

SHEET
SS-8

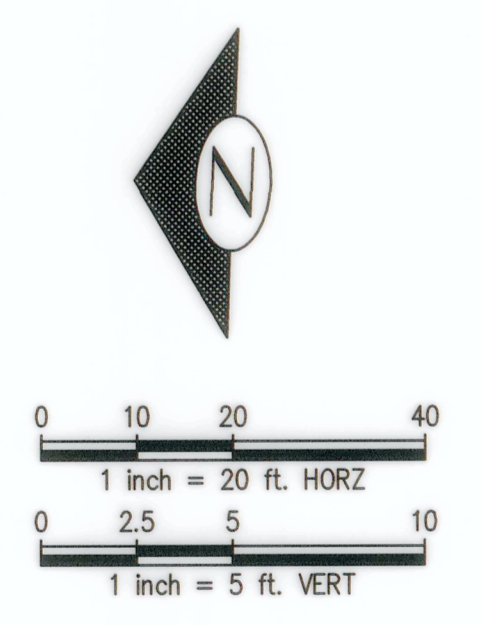
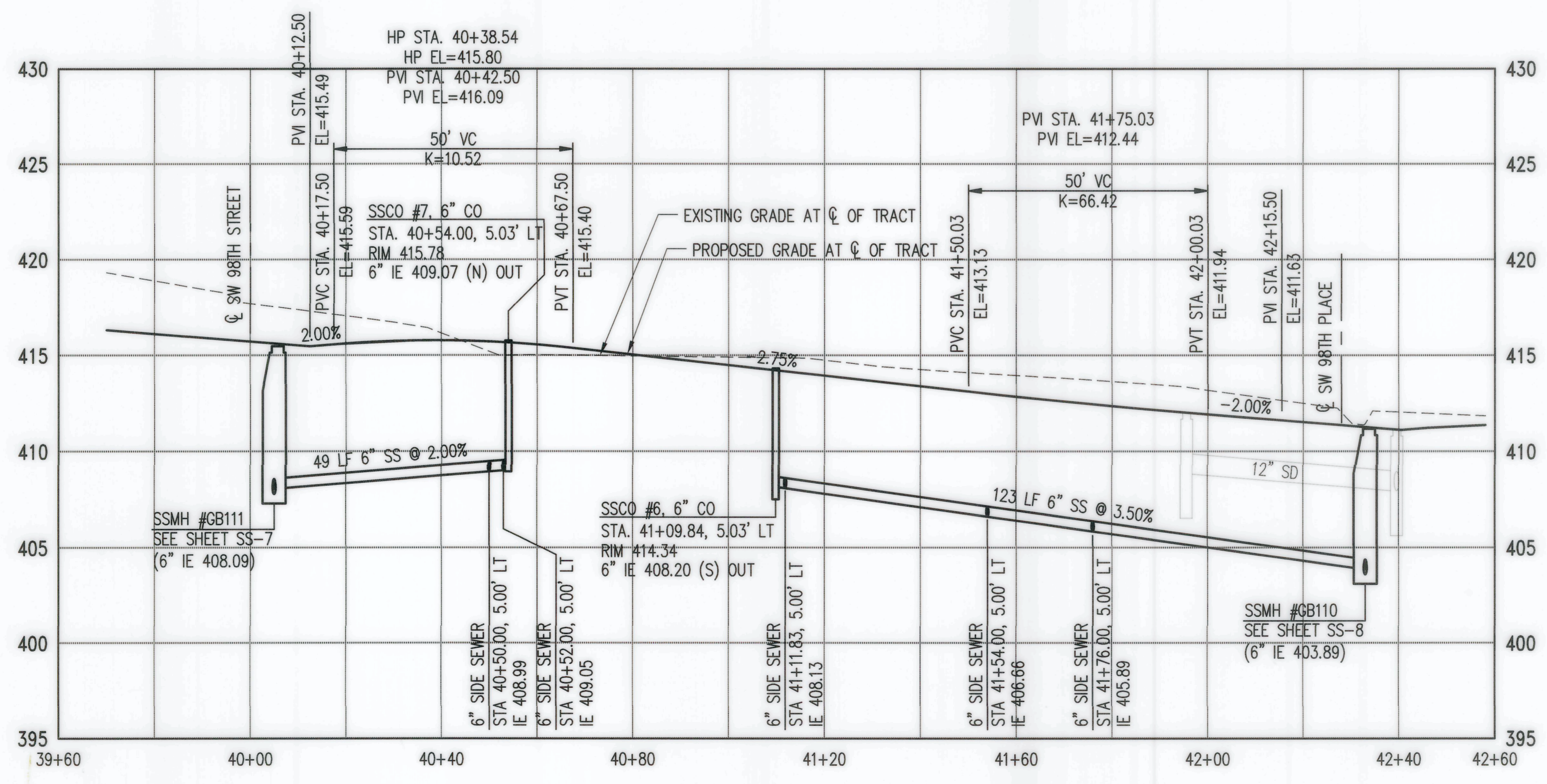
SEC. 6, T.23 N., R.4E., W.M.

SOUTHWEST SUBURBAN SEWER DISTRICT
RECORD DRAWINGS

APPROVED _____
DATE _____



KEY MAP
NTS



RECORD DRAWINGS
THESE AS-BUILT DOCUMENTS HAVE BEEN PREPARED FROM THE CONTRACTOR'S REDLINED MARK-UPS OF THE CONSTRUCTION DOCUMENTS. THE ENGINEER REVIEWING THESE RECORD DRAWINGS HAS NOT WITNESSED ALL THE ELEMENTS OF CONSTRUCTION AND IS NOT RESPONSIBLE FOR ERRORS OR OMISSIONS IN DATA OR CERTIFY THE ACCURACY OF THE INFORMATION PROVIDED BY THE CONTRACTOR'S AS-BUILT REDLINES.

Z:\1600001-1600999\1600206 (Greenbridge)\CAD\Design\02_Design Development\SSSD\PCP Phase 1&2\PCP-10-GB-SS 12 ALLEY D.dwg

Jul 27, 2022 - 11:15am BJB

NO.	DATE	BY	CHD.	APPR.	REVISION
4	7/8/22	BJB	BJB	JF	FINAL CORRECTED PLANS (PHASE 1B & 2)
3	1/10/19	BJB	BJB	MAV	MYLAR SUBMITTAL
2	10/31/17	BJB	BJB	AGC	REVISED PER SSSD COMMENTS
1	4/5/17	BJB	BJB	AGC	ORIGINAL SUBMITTAL

DRAWN BY BJB, TAD
DESIGNED BY BJB
CHECKED BY BJB
APPROVED BY AGC
DATE NOVEMBER 20, 2018
JOB No.: 1600206

811 Call 811
two business days before you dig

SCALE: AS NOTED

kpff
1601 5th Avenue, Suite 1600
Seattle, WA 98101
206.622.5822
www.kpff.com

Greenbridge
King County Housing Authority

Professional Engineer
12/28

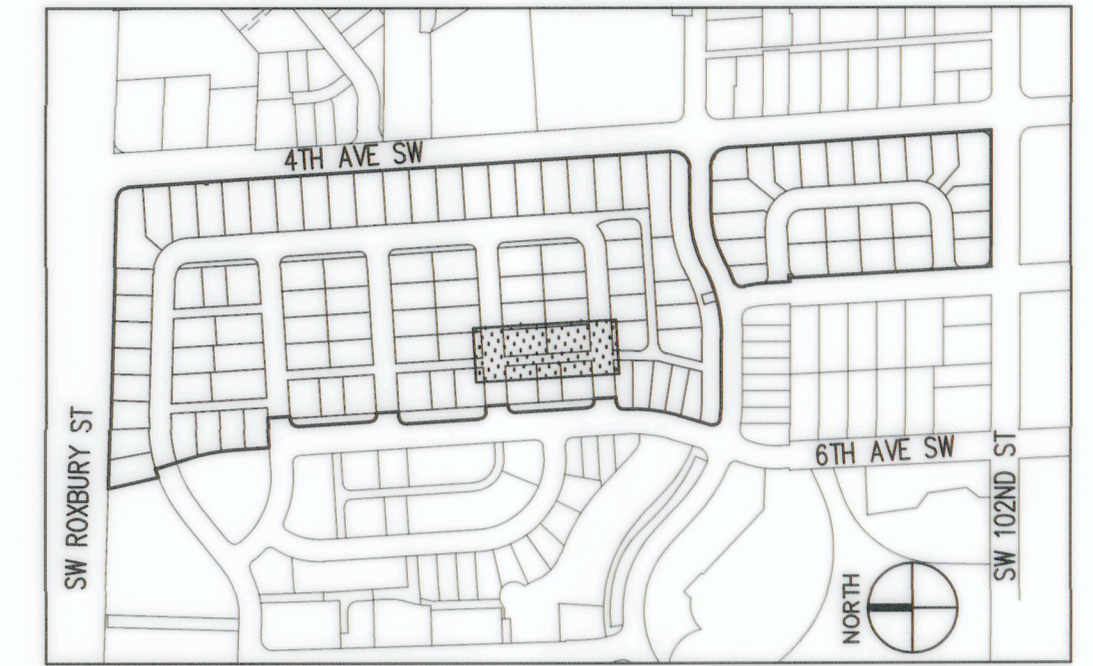
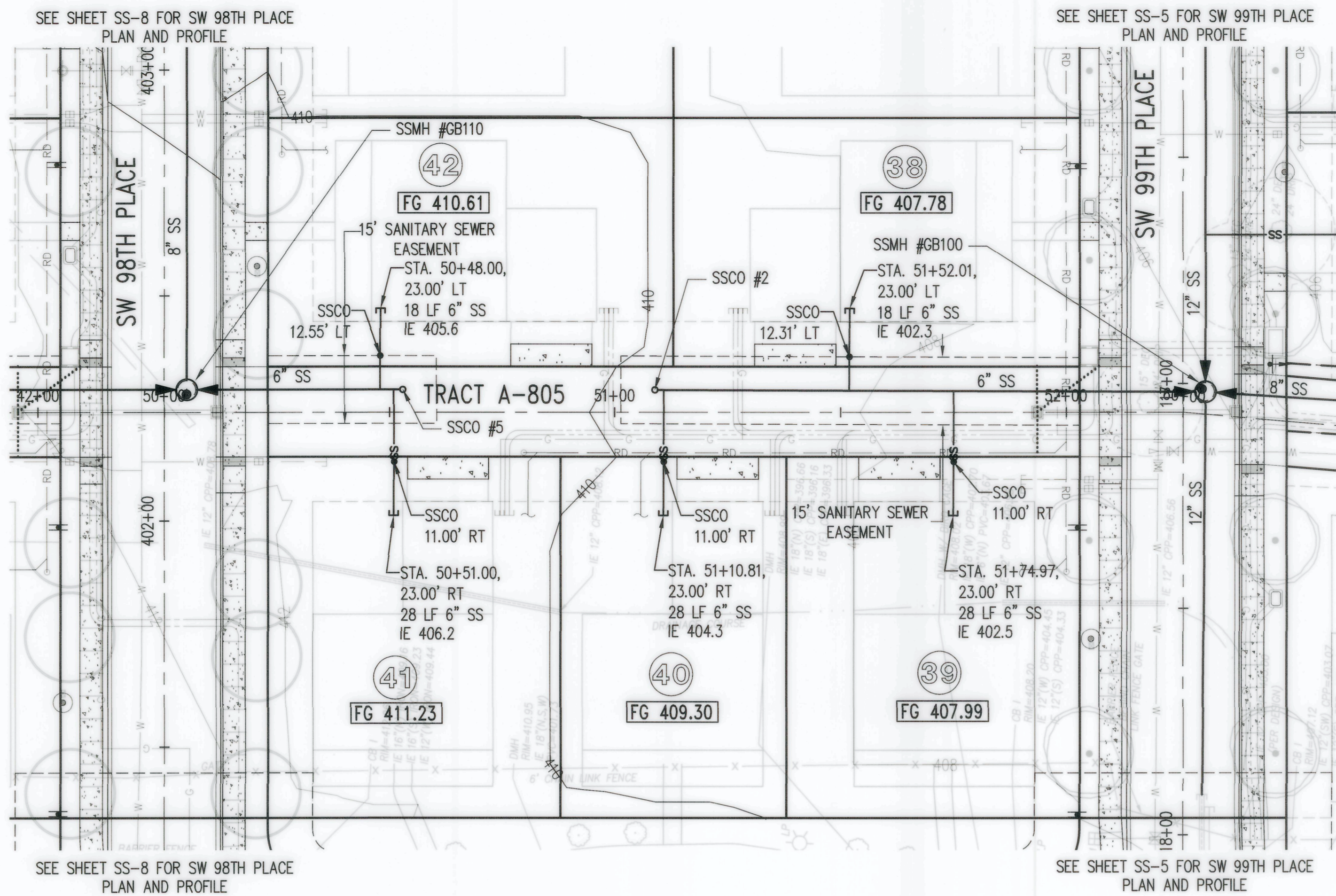
KING COUNTY HOUSING AUTHORITY
WHITE CENTER, WASHINGTON
GREENBRIDGE DIVISION 8
TRACT A-804 PLAN AND PROFILE

SHEET
SS-12

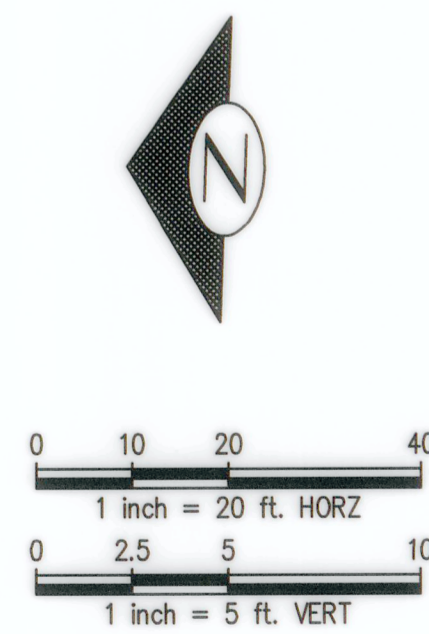
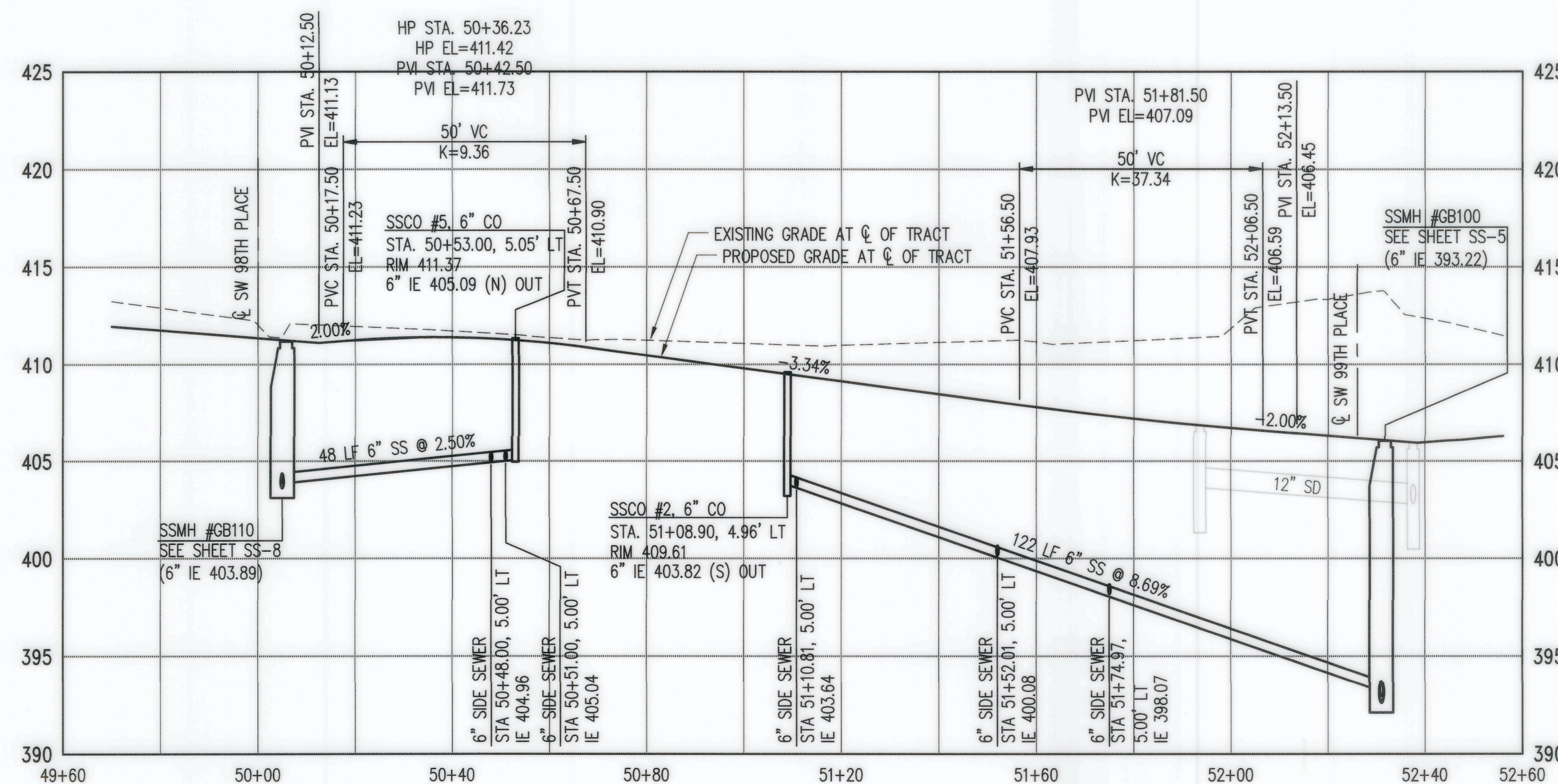
SEC. 6, T.23 N., R.4E., W.M.

SOUTHWEST SUBURBAN SEWER DISTRICT
RECORD DRAWINGS

APPROVED _____
DATE _____



KEY MAP
NTS



RECORD DRAWINGS
THESE AS-BUILT DOCUMENTS HAVE BEEN PREPARED FROM THE CONTRACTOR'S REDLINED MARK-UPS OF THE CONSTRUCTION DOCUMENTS. THE ENGINEER REVIEWING THESE RECORD DRAWINGS HAS NOT WITNESSED ALL THE ELEMENTS OF CONSTRUCTION AND IS NOT RESPONSIBLE FOR ERRORS OR OMISSIONS IN DATA OR CERTIFY THE ACCURACY OF THE INFORMATION PROVIDED BY THE CONTRACTOR'S AS-BUILT REDLINES.

Z:\1600001-1600999\1600206 (Greenbridge)\CAD\Design\Development\SSSD\Phase 1&2\Phase 1&2\SS-11-GB-SS 13 ALLEY E.dwg


Jul 27, 2022 - 11:55am BRowB

NO.	DATE	BY	CHD.	APPR.	REVISION
4	7/8/22	BJB	BJB	JF	FINAL CORRECTED PLANS (PHASE 1B & 2)
3	1/10/19	BJB	BJB	MAV	MYLAR SUBMITTAL
2	10/31/17	BJB	BJB	AGC	REVISED PER SWSSD COMMENTS
1	4/5/17	BJB	BJB	ACC	ORIGINAL SUBMITTAL

DRAWN BY BJB, TAD	DESIGNED BY BJB
CHECKED BY BJB	APPROVED BY ACC
DATE NOVEMBER 20, 2018	
JOB No. : 1600206	



SCALE:
AS NOTED

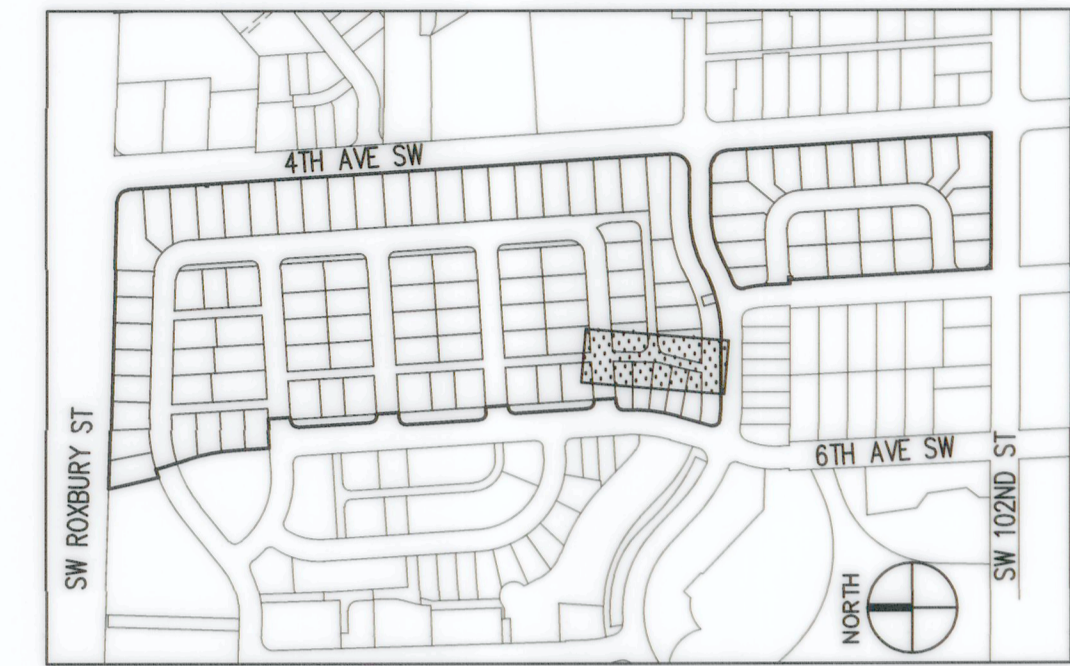
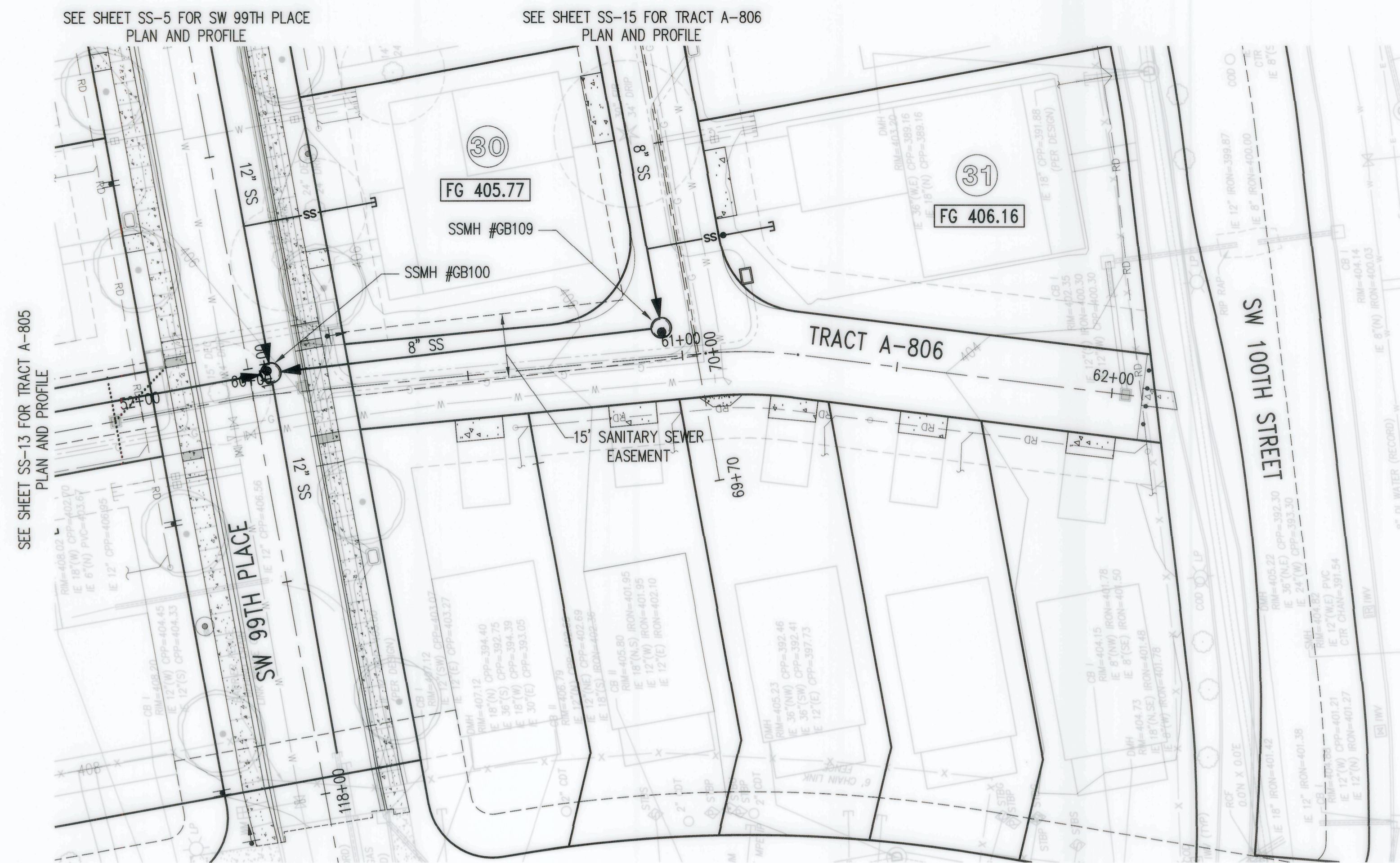


KING COUNTY HOUSING AUTHORITY WHITE CENTER, WASHINGTON		SHEET
GREENBRIDGE DIVISION 8		SS-13
TRACT A-805 PLAN AND PROFILE		

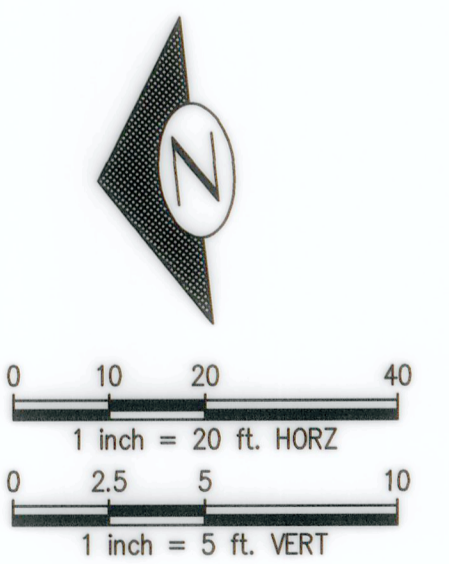
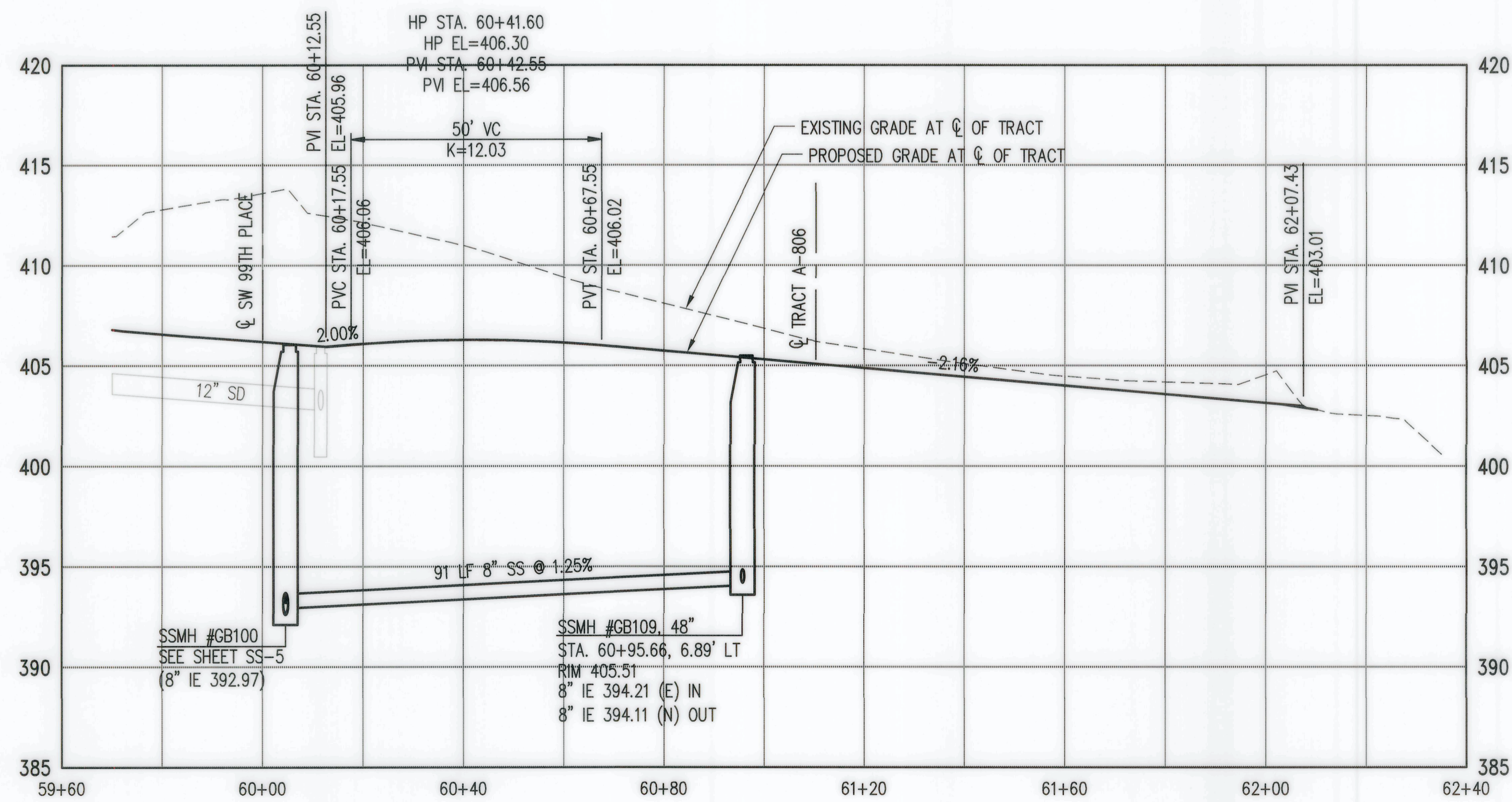
SEC. 6, T.23 N., R.4E., W.M.

SOUTHWEST SUBURBAN SEWER DISTRICT
RECORD DRAWINGS

APPROVED _____
DATE _____



KEY MAP
NTS



RECORD DRAWINGS

THESE AS-BUILT DOCUMENTS HAVE BEEN PREPARED FROM THE CONTRACTOR'S REDLINED MARK-UPS OF THE CONSTRUCTION DOCUMENTS. THE ENGINEER REVIEWING THESE RECORD DRAWINGS HAS NOT WITNESSED ALL THE ELEMENTS OF CONSTRUCTION AND IS NOT RESPONSIBLE FOR ERRORS OR OMISSIONS IN DATA OR CERTIFY THE ACCURACY OF THE INFORMATION PROVIDED BY THE CONTRACTOR'S AS-BUILT REDLINES.

Z:\1600001-1600999\1600206 (Greenbridge)\2400\Design\Development\SSSD\FCP Phase 1&2\FCP-12-GB SS 14 ALLEY F.dwg

Jul 27, 2022 - 11:44am

NO.	DATE	BY	CHD.	APPR.	REVISION
4	7/8/22	BJB	BJB	JF	FINAL CORRECTED PLANS (PHASE 1B & 2)
3	1/10/19	BJB	BJB	MAV	MYLAR SUBMITTAL
2	10/31/17	BJB	BJB	AGC	REVISED PER SWSSD COMMENTS
1	4/5/17	BJB	BJB	AGC	ORIGINAL SUBMITTAL

DRAWN BY
BJB, TAD
CHECKED BY
BJB

DESIGNED BY
BJB
APPROVED BY
AGC

DATE
NOVEMBER 20, 2018

J O B No. : 1600206

811 Call 811
two business days
before you dig

SCALE:
AS NOTED

kpff

1601 5th Avenue, Suite 1600
Seattle, WA 98101
206.622.5822
www.kpff.com

Greenbridge

King County
Housing
Authority

SEBASTIAN S. LEONIS
REGISTERED PROFESSIONAL ENGINEER
39847

KING COUNTY HOUSING AUTHORITY
WHITE CENTER, WASHINGTON

GREENBRIDGE DIVISION 8

TRACT A-806 PLAN AND PROFILE

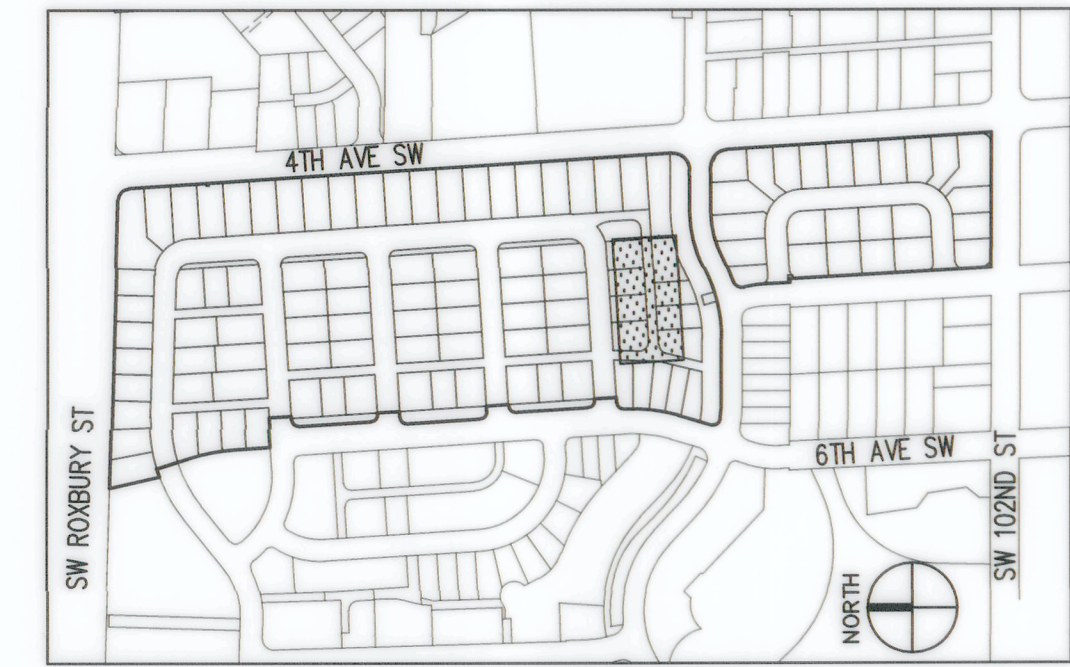
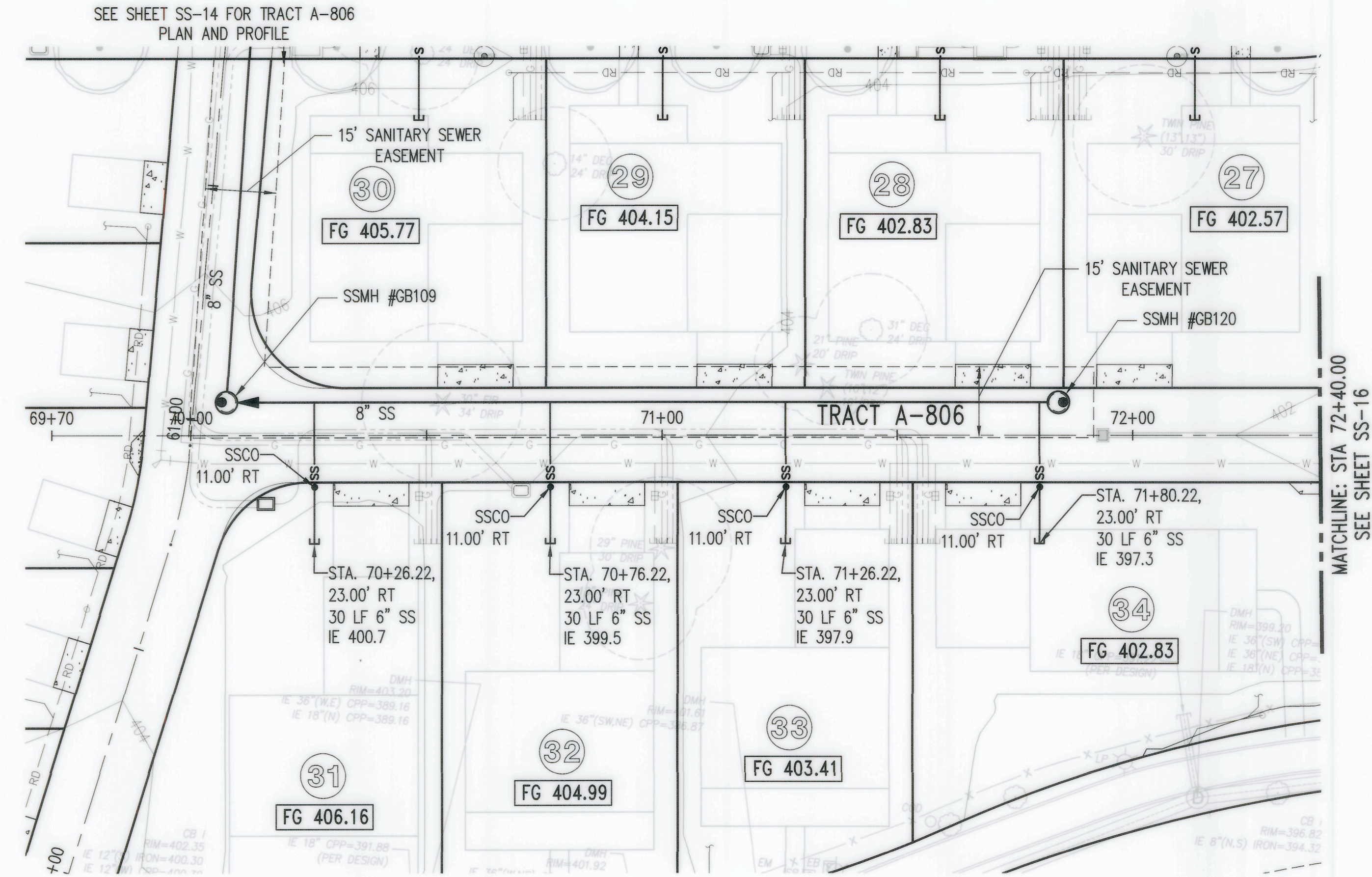
SHEET
SS-14

SEC. 6, T.23 N., R.4E., W.M.

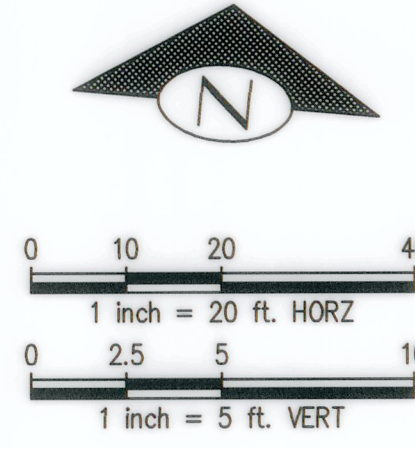
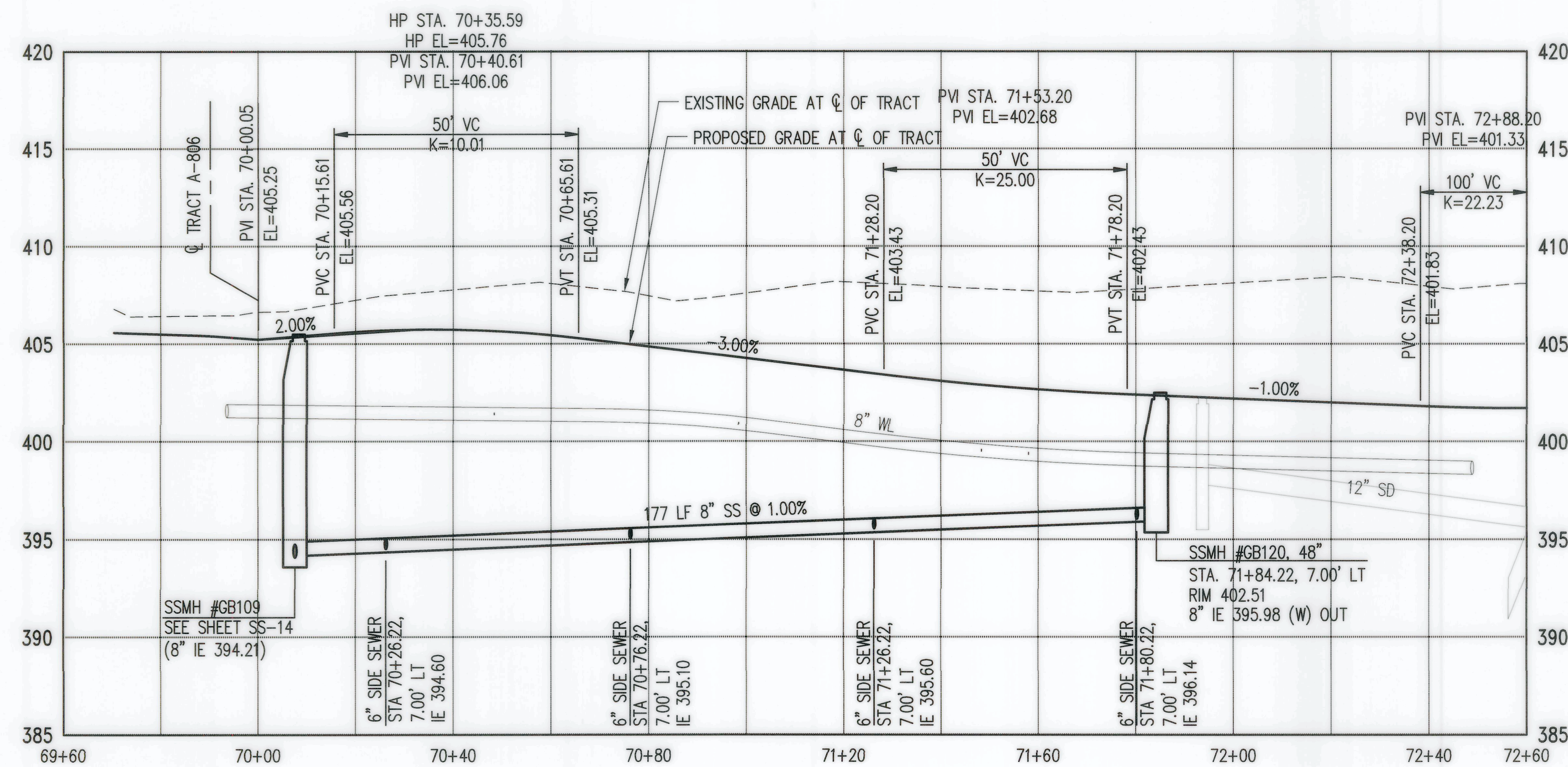
SOUTHWEST SUBURBAN SEWER DISTRICT
RECORD DRAWINGS

APPROVED _____

DATE _____



KEY MAP
NTS



RECORD DRAWINGS
THESE AS-BUILT DOCUMENTS HAVE BEEN PREPARED FROM THE CONTRACTOR'S REDLINED MARK-UPS OF THE CONSTRUCTION DOCUMENTS. THE ENGINEER REVIEWING THESE RECORD DRAWINGS HAS NOT WITNESSED ALL THE ELEMENTS OF CONSTRUCTION AND IS NOT RESPONSIBLE FOR ERRORS OR OMISSIONS IN DATA OR CERTIFY THE ACCURACY OF THE INFORMATION PROVIDED BY THE CONTRACTOR'S AS-BUILT REDLINES.

Z:\160001-160099\1600206 (Greenbridge)\CAD\Design Development\SSSD\Phase 1&2\FCP-13-GB SS 15 ALLEY 6.dwg

BrowB
Jul 27, 2022 - 11:44am

NO.	DATE	BY	CHD.	APPR.	REVISION
4	7/8/22	BJB	BJB	JF	FINAL CORRECTED PLANS (PHASE 1B & 2)
3	1/10/19	BJB	BJB	MAV	MYLAR SUBMITTAL
2	10/31/17	BJB	BJB	AGC	REVISED PER SWSSD COMMENTS
1	4/5/17	BJB	BJB	AGC	ORIGINAL SUBMITTAL

DRAWN BY
BJB, TAD
CHECKED BY
BJB
DATE
NOVEMBER 20, 2018
JOB No. : 1600206

DESIGNED BY
BJB
APPROVED BY
AGC
SCALE:
AS NOTED

Call 811
two business days
before you dig

kpff
1601 5th Avenue, Suite 1600
Seattle, WA 98101
206.622.5822
www.kpff.com

Greenbridge
King County
Housing
Authority

ARCHER S. FLETCHER
ENGINEER
39847
PROFESSIONAL ENGINEER

KING COUNTY HOUSING AUTHORITY
WHITE CENTER, WASHINGTON
GREENBRIDGE DIVISION 8
TRACT A-806 PLAN AND PROFILE

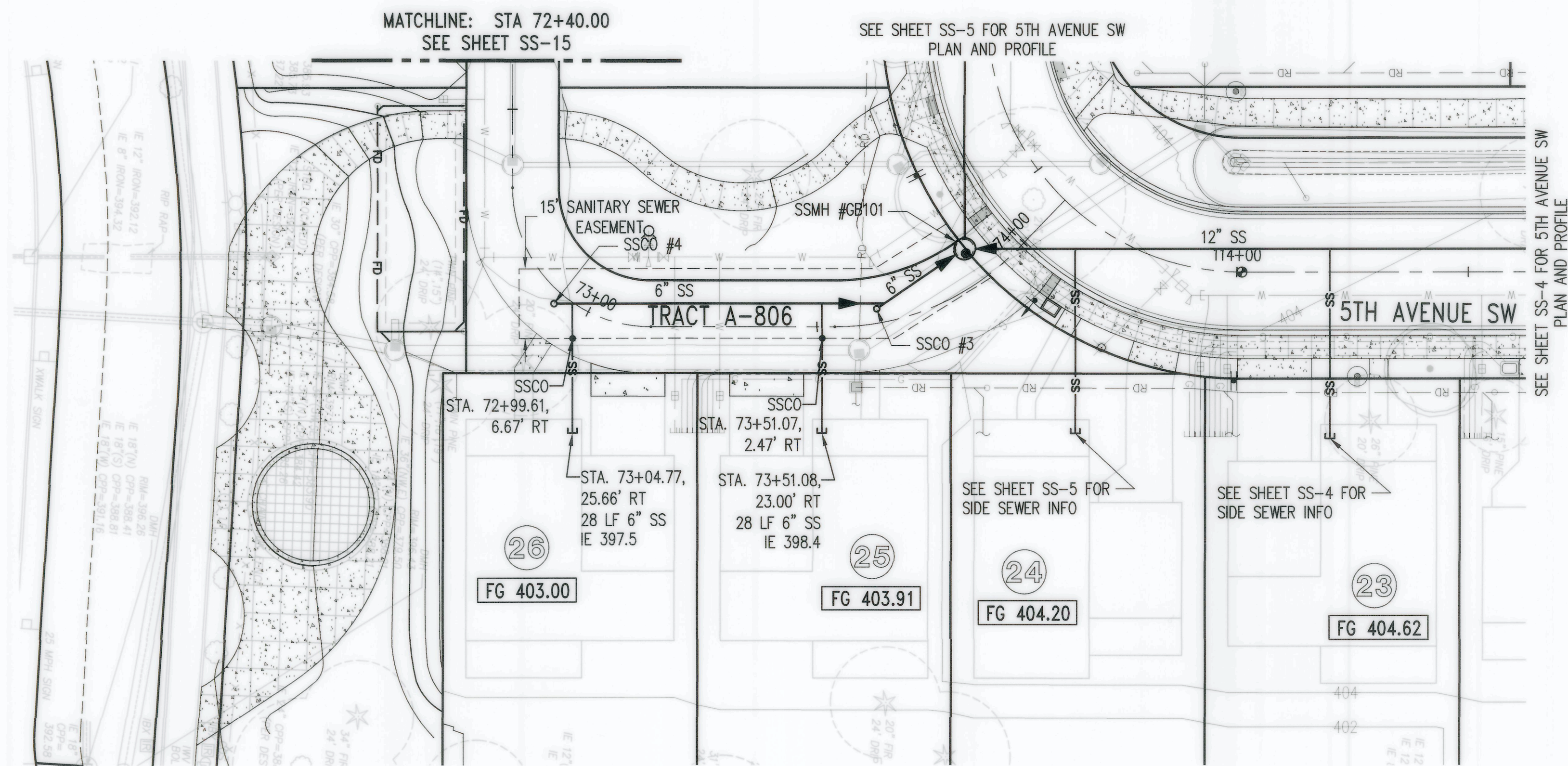
SHEET
SS-15

SEC. 6, T.23 N., R.4E., W.M.

SOUTHWEST SUBURBAN SEWER DISTRICT
RECORD DRAWINGS

APPROVED _____

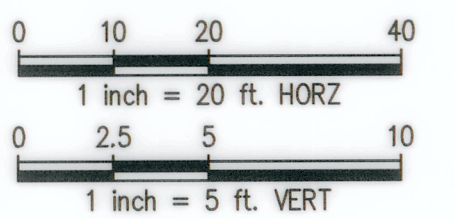
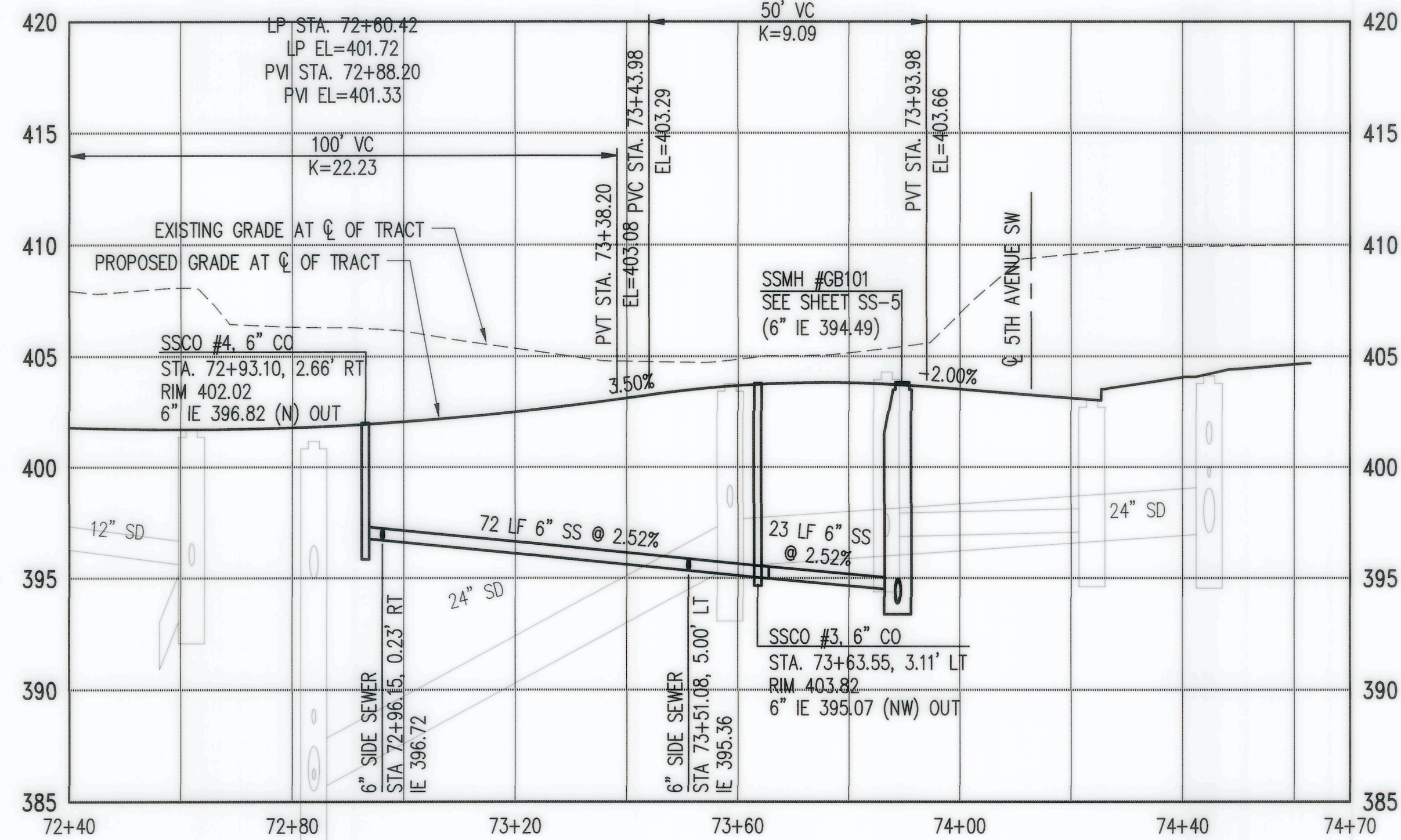
DATE _____



KEY MAP

NTS

HP STA. 73+75.80
HP EL=403.84
PVI STA. 73+68.98
PVI EL=404.16



RECORD DRAWINGS

THESE AS-BUILT DOCUMENTS HAVE BEEN PREPARED FROM THE CONTRACTOR'S REDLINED MARK-UPS OF THE CONSTRUCTION DOCUMENTS. THE ENGINEER REVIEWING THESE RECORD DRAWINGS HAS NOT WITNESSED ALL THE ELEMENTS OF CONSTRUCTION AND IS NOT RESPONSIBLE FOR ERRORS OR OMISSIONS IN DATA OR CERTIFY THE ACCURACY OF THE INFORMATION PROVIDED BY THE CONTRACTOR'S AS-BUILT REDLINES.

Z:\1600001-1600999\1600206 (Greenbridge)\2400\Design\02-Design Development\SSSD\FCP Phase 1&2\FCP-13-GB-SS 15 ALLEY 6.dwg

Printed: Jul 27, 2022 - 11:13am

NO.	DATE	BY	CHD.	APPR.	REVISION
4	7/8/22	BJB	BJB	JF	FINAL CORRECTED PLANS (PHASE 1B & 2)
3	1/10/19	BJB	BJB	MAV	MYLAR SUBMITTAL
2	10/31/17	BJB	BJB	AGC	REVISED PER SWSSD COMMENTS
1	4/5/17	BJB	BJB	AGC	ORIGINAL SUBMITTAL

DRAWN BY
BJB, TAD

CHECKED BY
BJB

DESIGNED BY
BJB

APPROVED BY
AGC

DATE
NOVEMBER 20, 2018

JOB No.: 1600206

811 Call 811
two business days
before you dig

SCALE:
AS NOTED

kpff

1601 5th Avenue, Suite 1600
Seattle, WA 98101
206.622.5822
www.kpff.com

Greenbridge

King County
Housing
Authority

ARCHITECTURAL
ENGINEER
PROFESSIONAL ENGINEER

7/27/22

KING COUNTY HOUSING AUTHORITY
WHITE CENTER, WASHINGTON

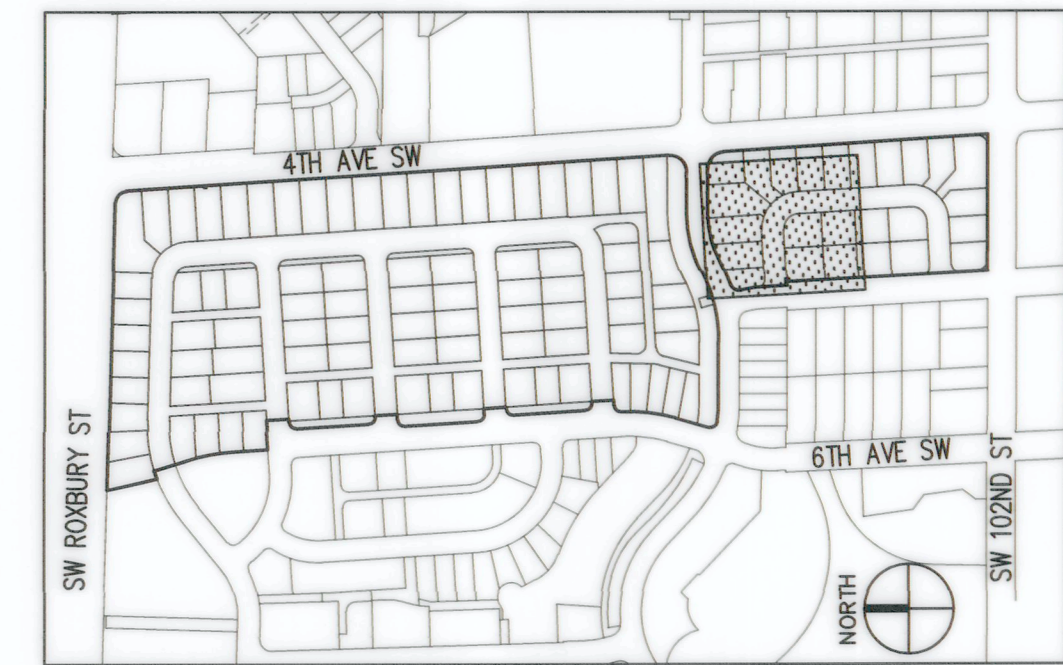
GREENBRIDGE DIVISION 8

TRACT A-806 PLAN AND PROFILE

SHEET

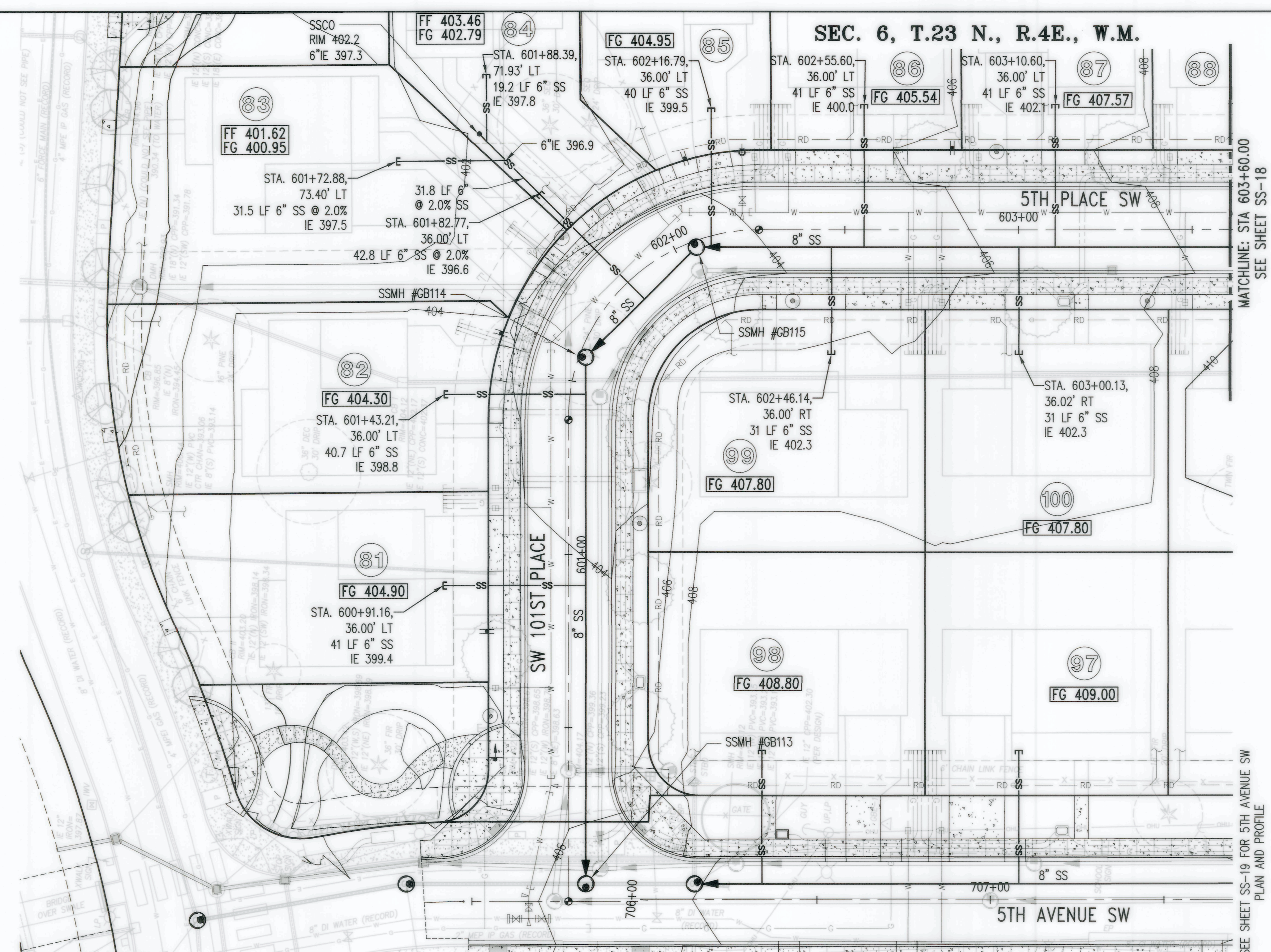
SS-16

APPROVED _____
DATE _____



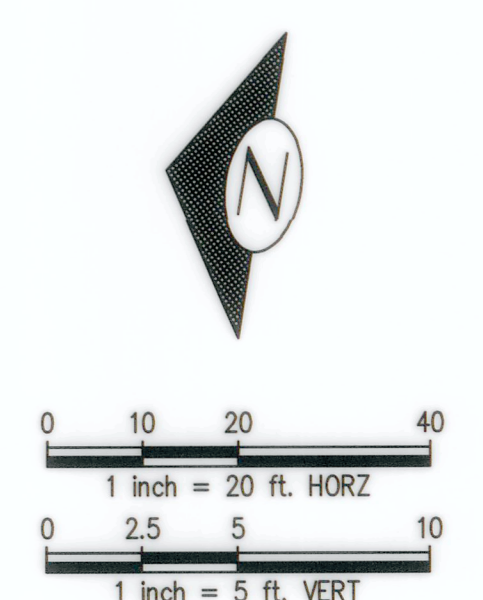
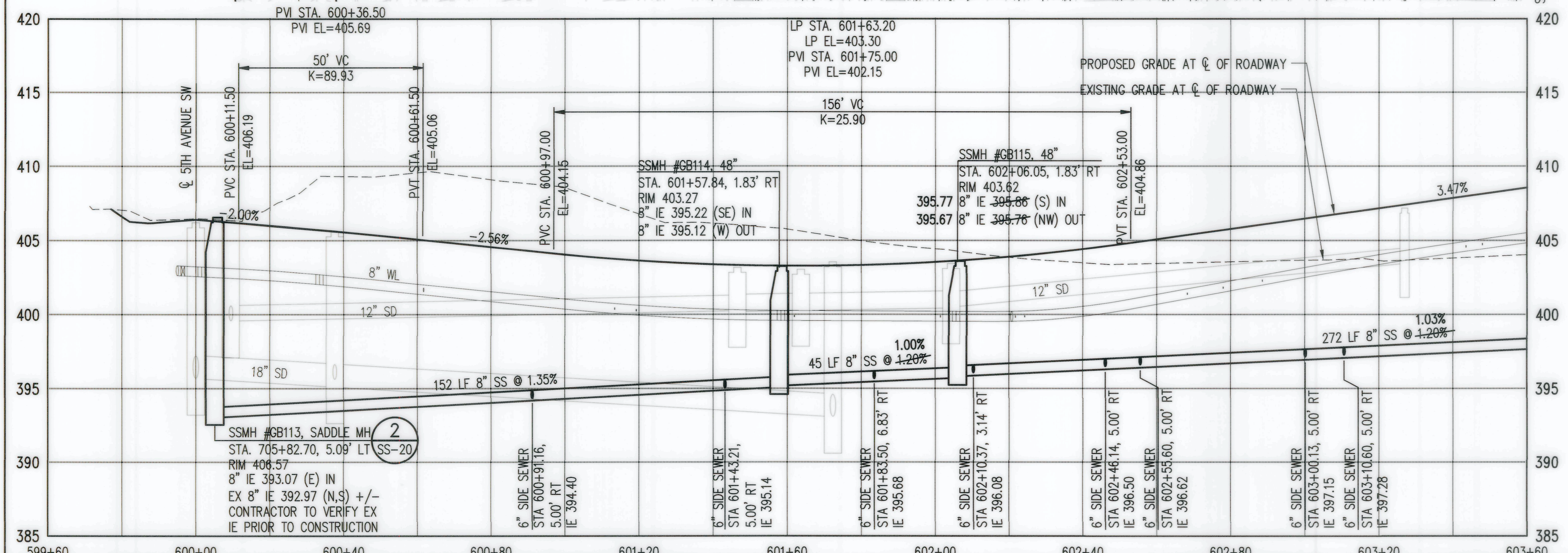
KEY MAP
NTS

SEC. 6, T.23 N., R.4E., W.M.



MATCHLINE: STA 603+60.00
SEE SHEET SS-18

SEE SHEET SS-19 FOR 5TH AVENUE SW
PLAN AND PROFILE



RECORD DRAWINGS
THESE AS-BUILT DOCUMENTS HAVE BEEN PREPARED FROM THE CONTRACTOR'S REDLINED MARK-UPS OF THE CONSTRUCTION DOCUMENTS. THE ENGINEER REVIEWING THESE RECORD DRAWINGS HAS NOT WITNESSED ALL THE ELEMENTS OF CONSTRUCTION AND IS NOT RESPONSIBLE FOR ERRORS OR OMISSIONS IN DATA OR CERTIFY THE ACCURACY OF THE INFORMATION PROVIDED BY THE CONTRACTOR'S AS-BUILT REDLINES.

Z:\1600001-1600006 (Greenbridge)\2400 (Design)\2-Design Development\SSSD\Phase 1&2\FCP-14-GB SS 17 ROAD E-M.dwg
BrimB Jul 27, 2022 - 11:13am

NO.	DATE	BY	CHD.	APPR.	REVISION
4	7/8/22	BJB	BJB	JF	FINAL CORRECTED PLANS (PHASE 1B & 2)
3	1/10/19	BJB	BJB	MAV	MYLAR SUBMITTAL
2	10/31/17	BJB	BJB	AGC	REVISED PER SWSSD COMMENTS
1	4/5/17	BJB	BJB	AGC	ORIGINAL SUBMITTAL

DRAWN BY BJB, TAD
DESIGNED BY BJB
CHECKED BY BJB
APPROVED BY AGC
DATE NOVEMBER 20, 2018
JOB No.: 1600206

Call 811
two business days before you dig

SCALE: AS NOTED

kpff
1601 5th Avenue, Suite 1600
Seattle, WA 98101
206.622.5822
www.kpff.com

Greenbridge
King County Housing Authority

JEREMY S. PERDIS
REGISTERED PROFESSIONAL ENGINEER
39847
7/28/22

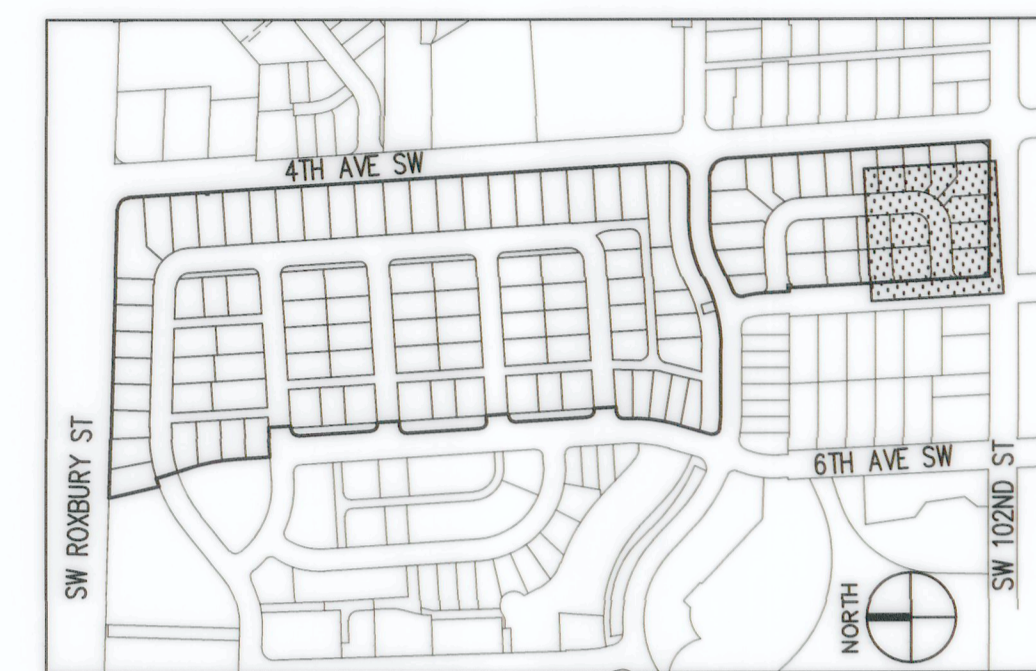
KING COUNTY HOUSING AUTHORITY
WHITE CENTER, A WASHINGTON
GREENBRIDGE DIVISION 8
SW 101ST PLACE AND 5TH PLACE SW PLAN AND PROFILE

SHEET
S-17

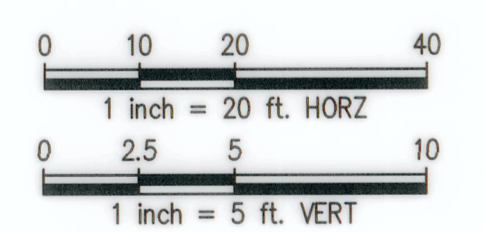
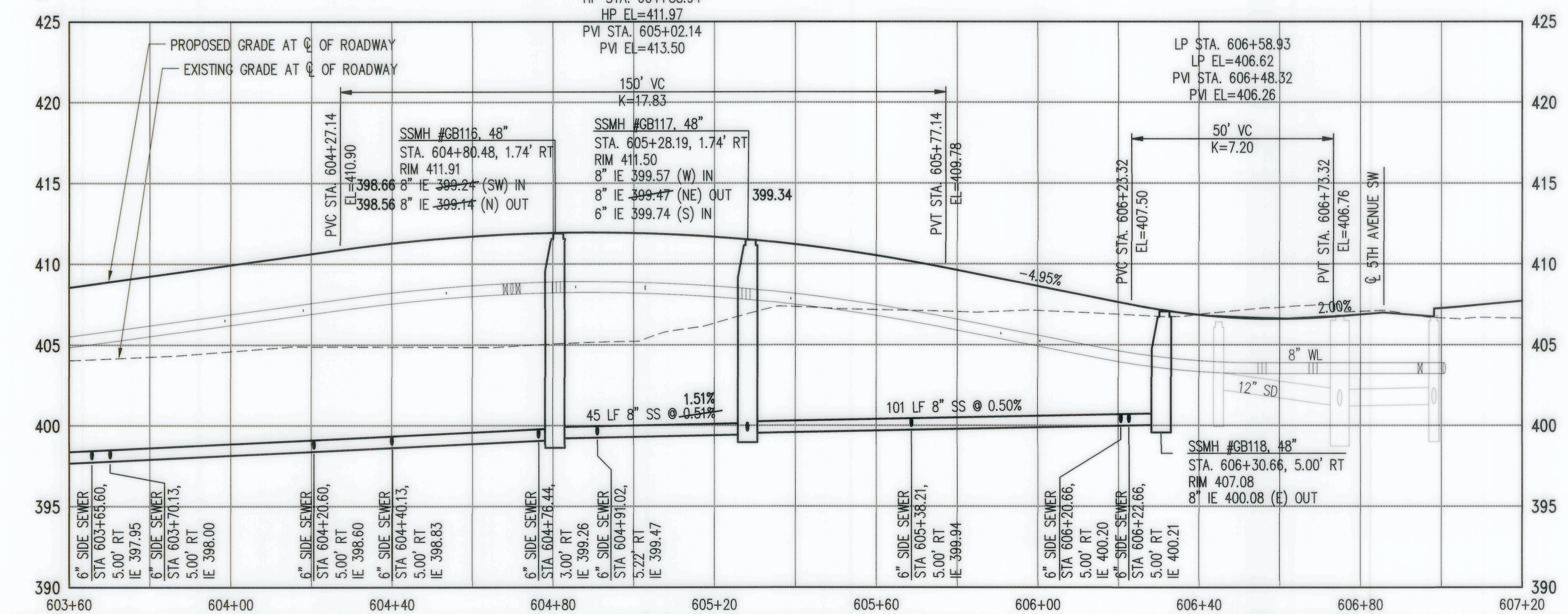
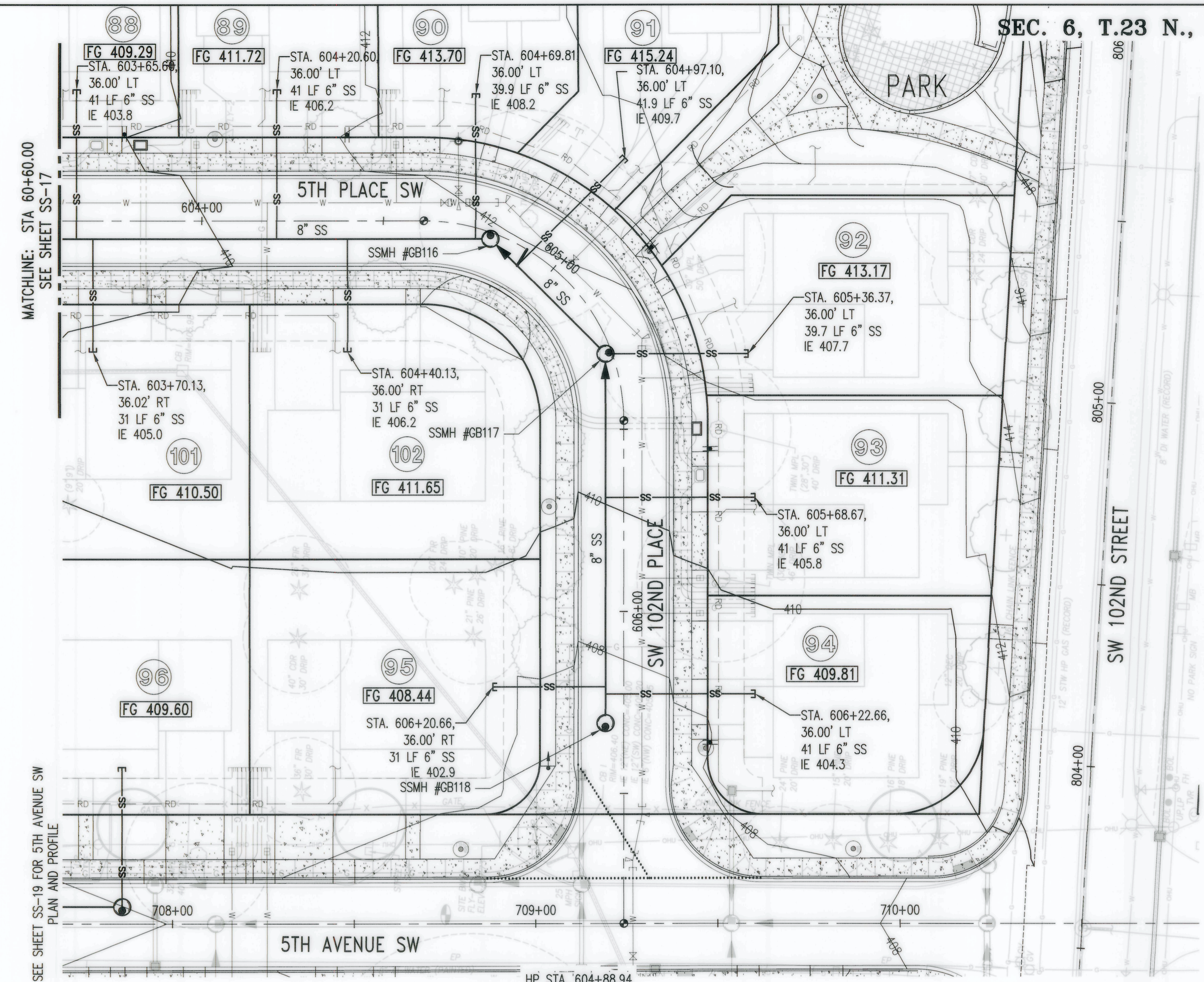
SEC. 6, T.23 N., R.4E., W.M.

SOUTHWEST SUBURBAN SEWER DISTRICT
RECORD DRAWINGS

APPROVED _____
DATE _____



KEY MAP
NTS



RECORD DRAWINGS
THESE AS-BUILT DOCUMENTS HAVE BEEN PREPARED FROM THE CONTRACTOR'S REDLINED MARK-UPS OF THE CONSTRUCTION DOCUMENTS. THE ENGINEER REVIEWING THESE RECORD DRAWINGS HAS NOT WITNESSED ALL THE ELEMENTS OF CONSTRUCTION AND IS NOT RESPONSIBLE FOR ERRORS OR OMISSIONS IN DATA OR CERTIFY THE ACCURACY OF THE INFORMATION PROVIDED BY THE CONTRACTOR'S AS-BUILT REDLINES.

Jul 27, 2022 - 11:09am
 BrouB
 Z:\1600001-1600999\1600206 (Greenbridge)\CAD\Design\SSSD\FCP Phase 1&2\FCP-14-GB SS 17 ROAD E-N.dwg

NO.	DATE	BY	CHD.	APPR.	REVISION
4	7/8/22	BJB	BJB	JF	FINAL CORRECTED PLANS (PHASE 1B & 2)
3	1/10/19	BJB	BJB	MAV	MYLAR SUBMITTAL
2	10/31/17	BJB	BJB	AGC	REVISED PER SWSSD COMMENTS
1	4/5/17	BJB	BJB	AGC	ORIGINAL SUBMITTAL

DRAWN BY BJB, TAD
 DESIGNED BY BJB
 CHECKED BY BJB
 APPROVED BY AGC
 DATE NOVEMBER 20, 2018
 JOB No.: 1600206

Call 811
 two business days before you dig
 SCALE: AS NOTED

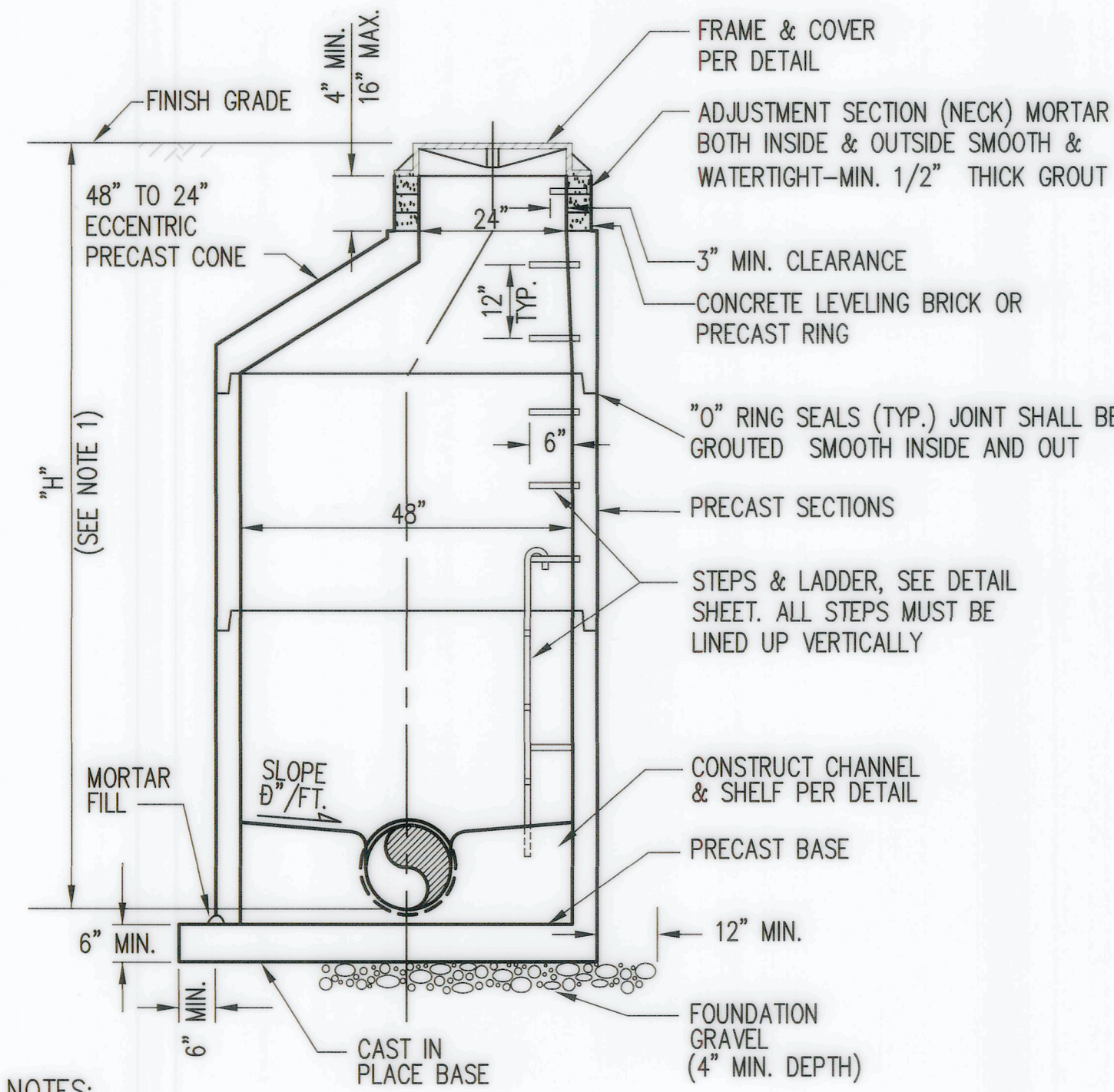
1601 5th Avenue, Suite 1600
 Seattle, WA 98101
 206.622.5822
 www.kpff.com

King County Housing Authority

KING COUNTY HOUSING AUTHORITY
 WHITE CENTER, WASHINGTON
GREENBRIDGE DIVISION 8
 5TH PLACE SW AND SW 102ND PLACE PLAN AND PROFILE

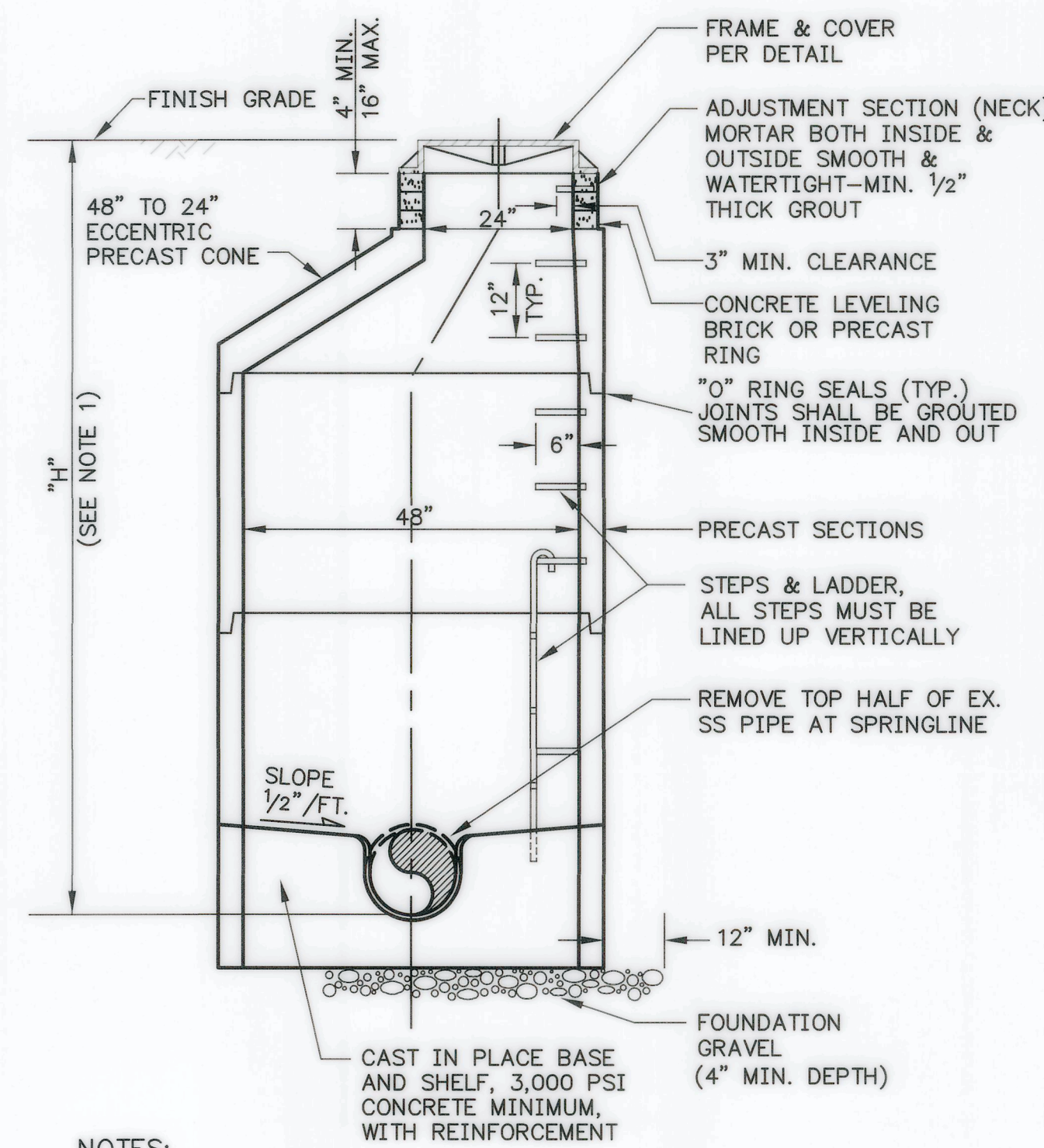
SHEET
SS-18

APPROVED _____
DATE _____



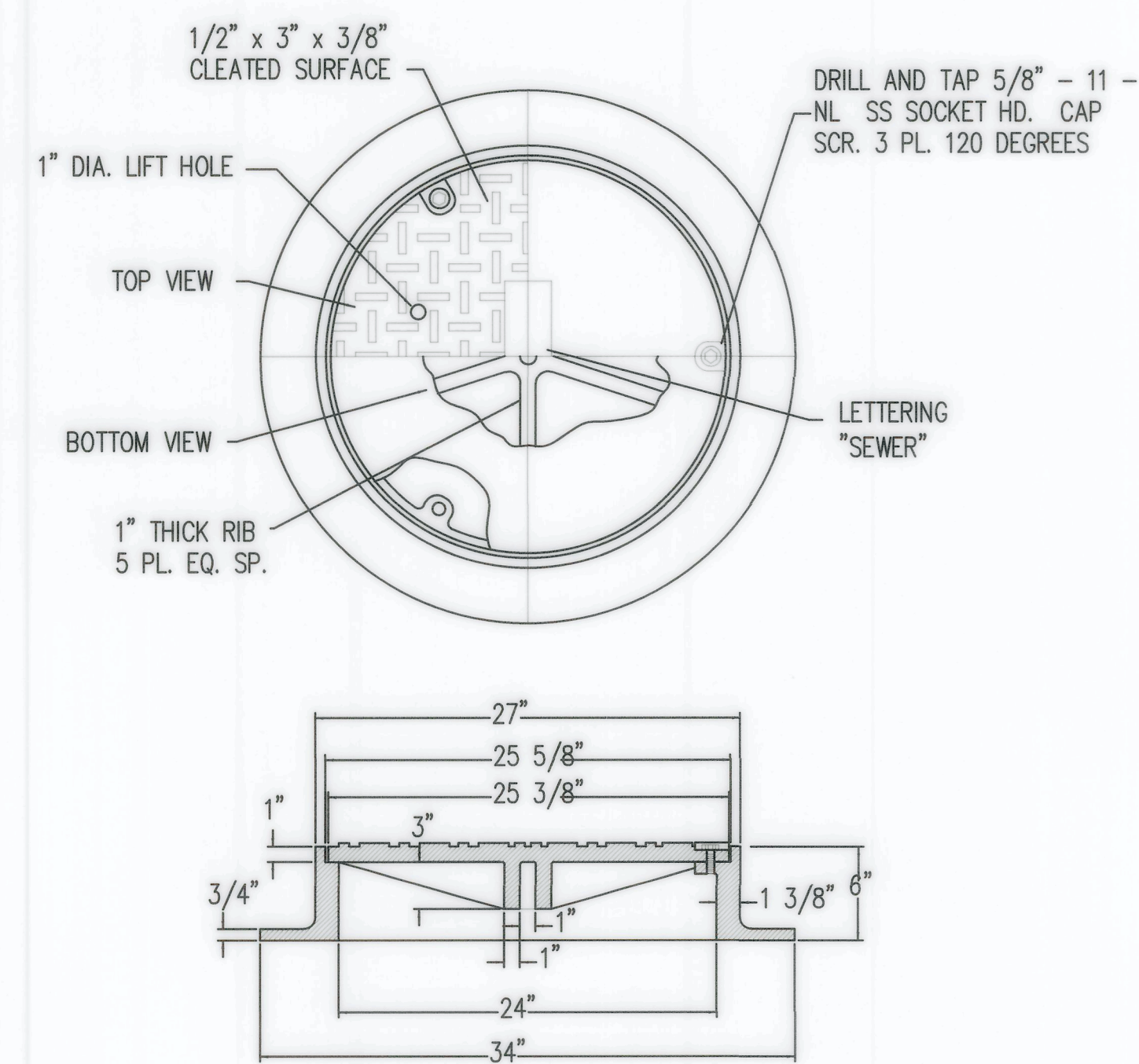
- NOTES:**
- WHEN "H" IS LESS THAN 5', USE TYPE IIIA-48" MANHOLE
 - WALL OPENING REQUIREMENTS FOR PIPE:
 - HOLE SIZE TO EQUAL PIPE O.D. PLUS MANHOLE WALL THICKNESS
 - 8" MINIMUM BETWEEN HOLES
 - MAXIMUM PIPE SIZE 12"
 - PIPE MANHOLE COLLAR REQUIRED FOR PVC PIPE
 - EXTERNAL MANHOLE JOINTS SHALL BE COMPLETELY ENCAPSULATED WITH A 1 FOOT WIDE STRIP OF "BEST SEAL WRAP" OR EQUAL AS APPROVED BY DISTRICT.

TYPE 1 - 48" MANHOLE
STANDARD MANHOLE DETAIL
SOUTHWEST SUBURBAN SEWER DISTRICT



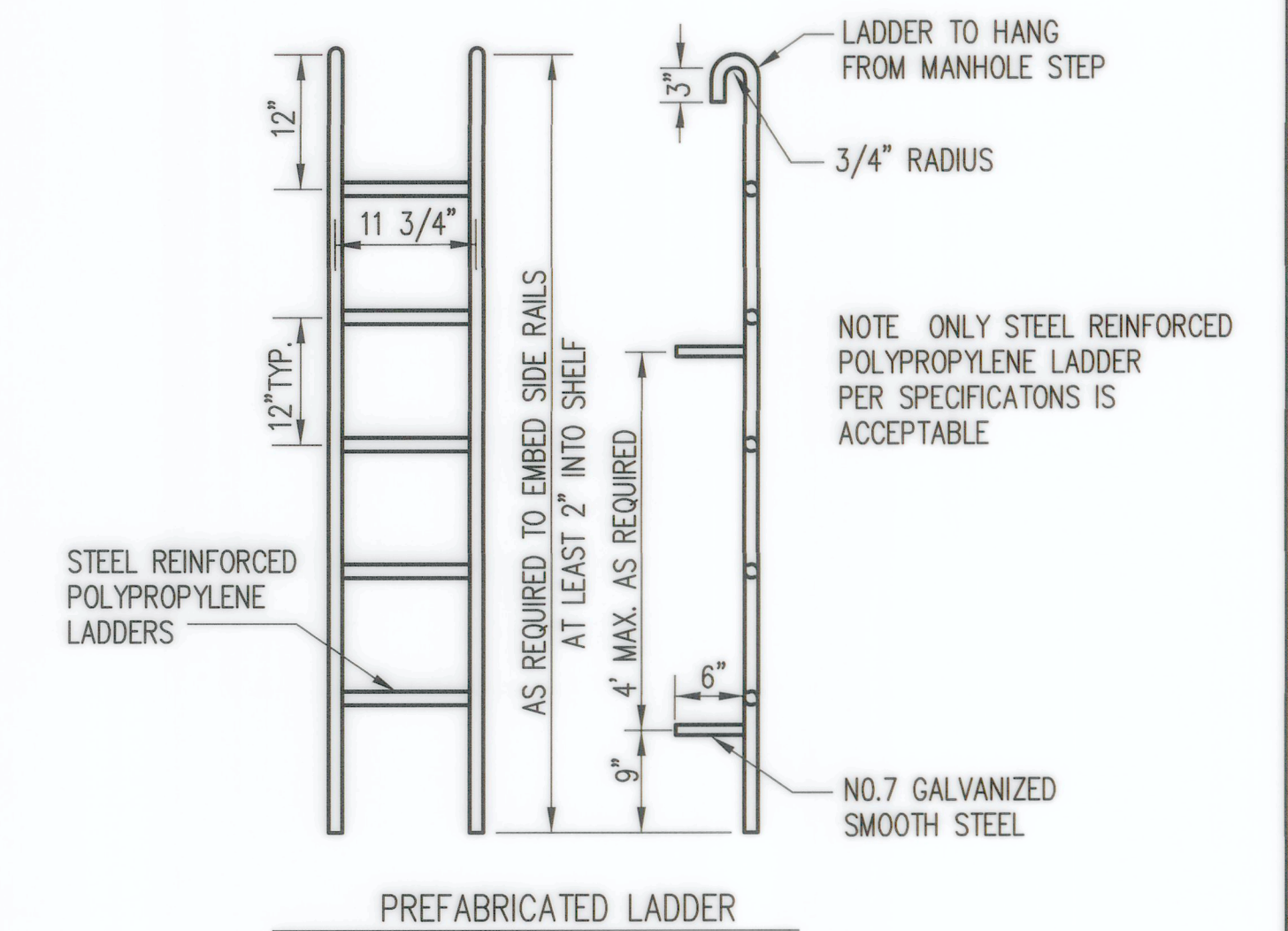
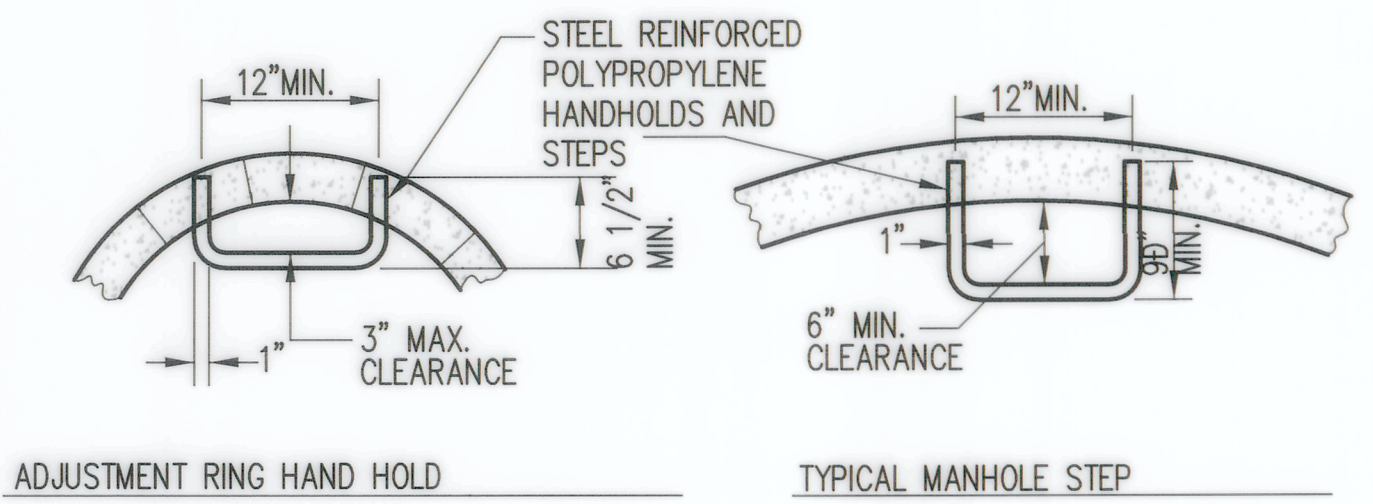
- NOTES:**
- WHEN "H" IS LESS THAN 5', USE TYPE IIIA-48" MANHOLE
 - ADDITIONAL WALL OPENING REQUIREMENTS:
 - HOLE SIZE TO EQUAL PIPE O.D. PLUS MANHOLE WALL THICKNESS
 - 8" MINIMUM BETWEEN HOLES
 - MAXIMUM PIPE SIZE 12"
 - PIPE MANHOLE COLLAR REQUIRED FOR PVC PIPE
 - SHELF TO HAVE SMOOTH PLASTER FINISH MEETING FLUSH WITH EX. SS PIPE.
 - EXTERNAL MANHOLE JOINTS SHALL BE COMPLETELY ENCAPSULATED WITH A 1 FOOT WIDE STRIP OF "BEST SEAL WRAP" OR EQUAL AS APPROVED BY DISTRICT.

TYPE 1 SADDLE MANHOLE
SOUTHWEST SUBURBAN SEWER DISTRICT



- NOTES:**
- ALL FRAMES AND COVERS SHALL BE OLYMPIC FOUNDRY INC. MH 36 D/T OR EQUAL.
 - DRILL LUG HOLES FULL DEPTH.
 - FRAMES WITH OVER BORED HOLES AND WASHERS ON CAP SCREWS TO HOLD DOWN LID NOT ACCEPTABLE.
 - PROVIDE 3/4" x 6" CARRIAGE BOLT AND NUT AND WASHERS FOR LIFT HOLE. 5. SEE SPECIFICATION 02605 FOR ADDITIONAL REQUIREMENTS.

MANHOLE FRAME AND COVER
SOUTHWEST SUBURBAN SEWER DISTRICT



MANHOLE STEPS AND LADDER
SOUTHWEST SUBURBAN SEWER DISTRICT

RECORD DRAWINGS



THESE AS-BUILT DOCUMENTS HAVE BEEN PREPARED FROM THE CONTRACTOR'S REDLINED MARK-UPS OF THE CONSTRUCTION DOCUMENTS. THE ENGINEER REVIEWING THESE RECORD DRAWINGS HAS NOT WITNESSED ALL THE ELEMENTS OF CONSTRUCTION AND IS NOT RESPONSIBLE FOR ERRORS OR OMISSIONS IN DATA OR CERTIFY THE ACCURACY OF THE INFORMATION PROVIDED BY THE CONTRACTOR'S AS-BUILT REDLINES.

Z:\1600001-1600099\1600206 (Greenbridge)\CAD\Design\102-Design Development\SWSD\Phase 1&2\FCP-20-GB-SS-20-DTLSS.dwg

Jul 27, 2022 - 11:19am BrrnB

4	7/8/22	BJB	BJB	JF	FINAL CORRECTED PLANS (PHASE 1B & 2)
3	1/10/19	BJB	BJB	MAV	MYLAR SUBMITTAL
2	10/31/17	BJB	BJB	AGC	REVISED PER SWSD COMMENTS
1	4/5/17	BJB	BJB	AGC	ORIGINAL SUBMITTAL
NO.	DATE	BY	CHD.	APPR.	REVISION

DRAWN BY	DESIGNED BY
BJB, TAD	BJB
CHECKED BY	APPROVED BY
BJB	AGC
DATE	
NOVEMBER 20, 2018	
J O B No. : 1600206	



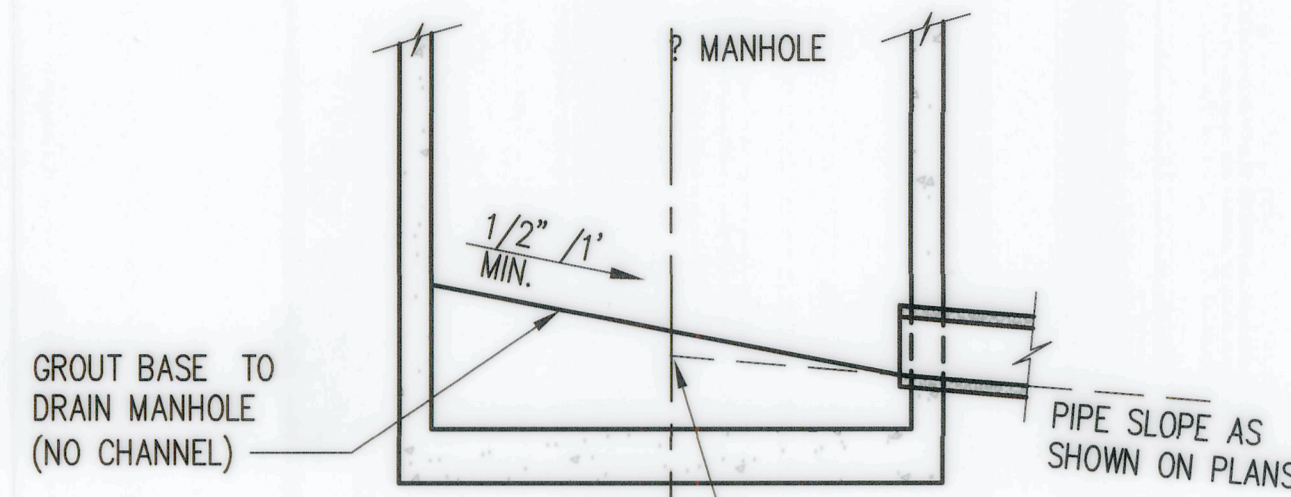
KING COUNTY HOUSING AUTHORITY
WHITE CENTER, WASHINGTON
GREENBRIDGE DIVISION 8
SANITARY SEWER DETAILS

SHEET

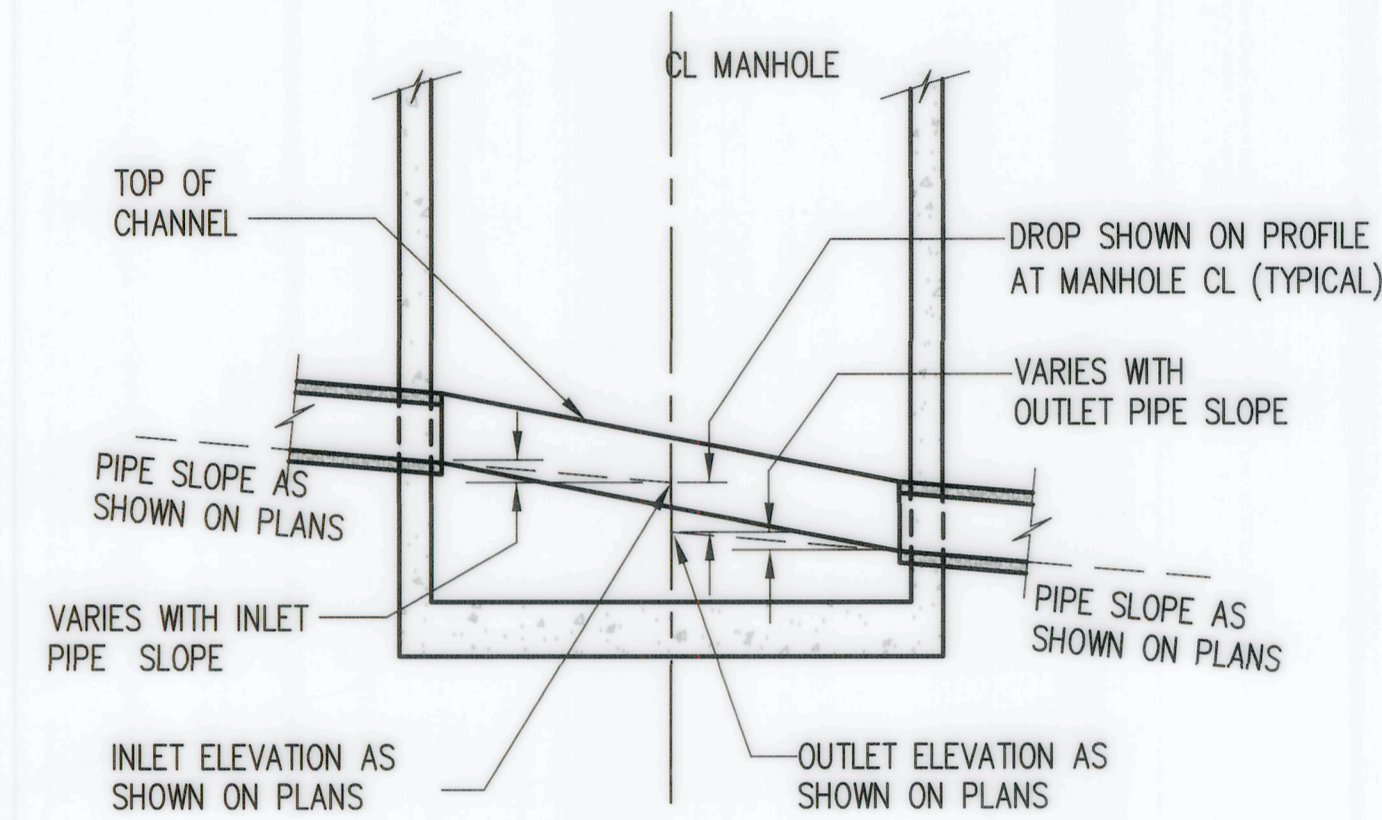
SS-20

SEC. 6, T.23 N., R.4E., W.M.

APPROVED _____
DATE _____



TERMINAL MANHOLE



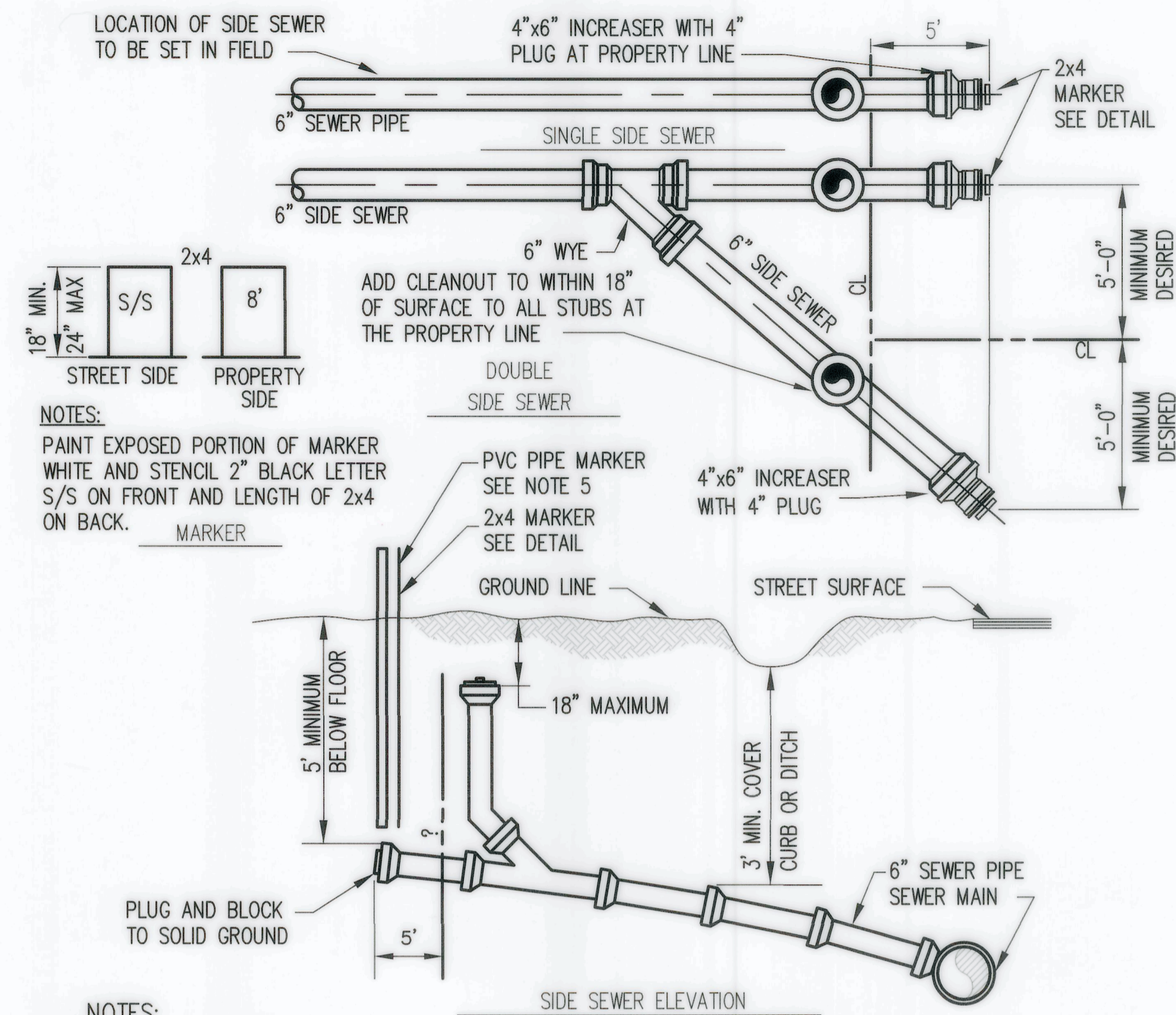
MAIN-LINE MANHOLE

NOTE: CONSTRUCT CHANNEL AND SHELF IN FIELD. SHELF AND CHANNEL TO HAVE PLASTER SMOOTH FINISH. CHANNEL TO BE FULL DIAMETER AND DEPTH OF PIPE.

MANHOLE CHANNELING

SOUTHWEST SUBURBAN SEWER DISTRICT

8



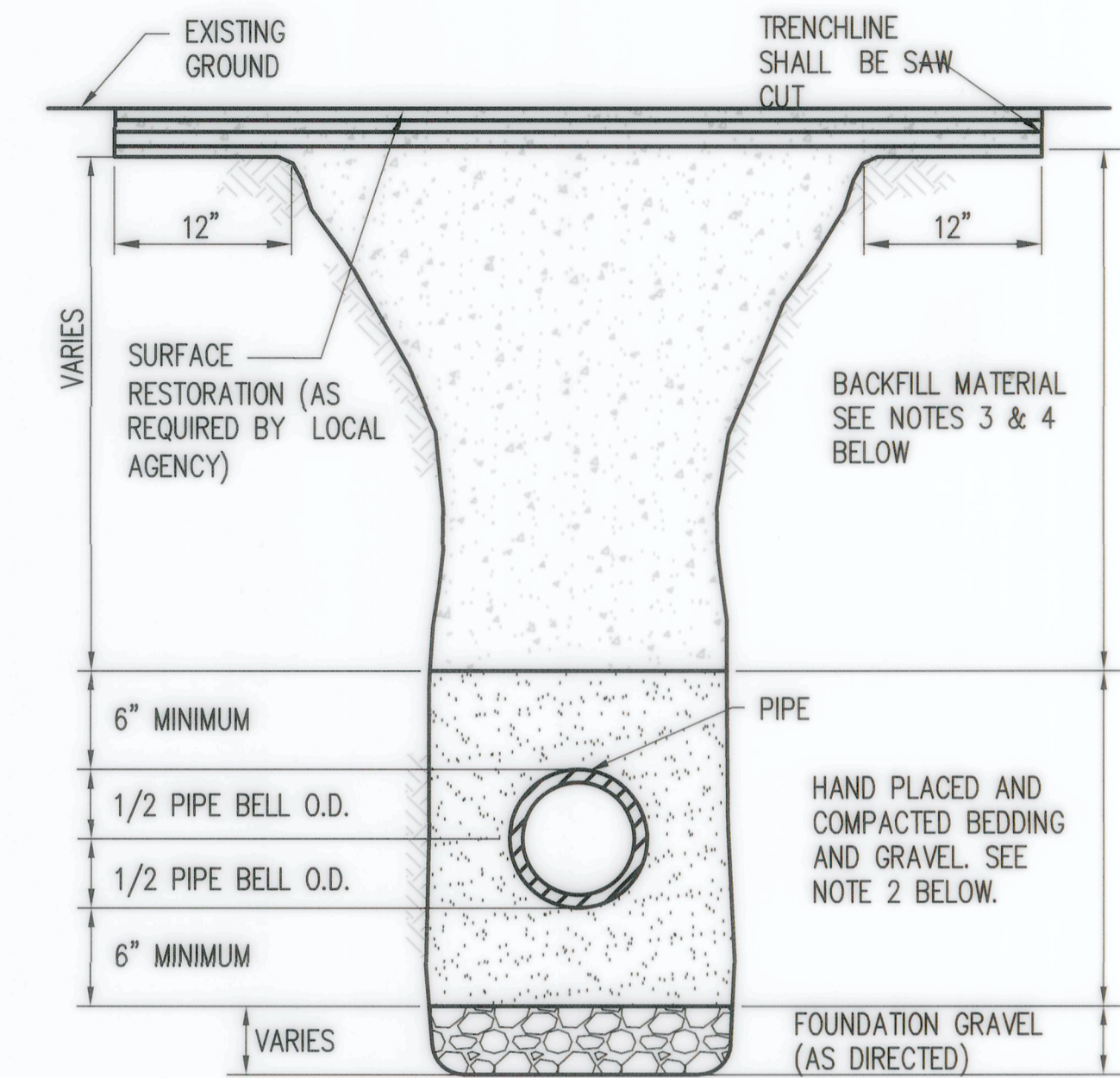
NOTES:

- UNLESS OTHERWISE SHOWN ON PLAN, SIDE SEWER SHALL BE SLOPED 2% UP FROM SEWER LINE OR SHALL BE MIN. 5' COVER AT PROPERTY LINE OR 3.5' LOWER THAN THE LOWEST HOUSE ELEVATION, WHICHEVER IS LOWER.
- 6" MINIMUM SIZE PIPE TO PROPERTY LINE. MAXIMUM DEFLECTION PER JOINT IN ACCORDANCE WITH MANUFACTURER'S RECOMMENDATIONS.
- MAXIMUM SLOPE = 2 VERTICAL : 1 HORIZONTAL.
- MINIMUM SLOPE = 2%
- A 1 1/4" WHITE PVC PIPE, ASTM 2241 SDR 21 200 PSI SHALL BE PLACED VERTICALLY AT THE END OF EACH STUB AND SHALL RISE TWO FEET ABOVE FINISH GRADE LEVEL OR AS APPROVED BY SWSSD. BOTH ENDS OF THE PVC PIPE SHALL HAVE CAPS GLUED ON AND THE PIPE INTERIOR KEPT CLEAN FOR THE PURPOSE OF FUTURE DEPTH MEASUREMENT.
- PIPE SHALL BE PVC ASTM D3034.

STREET SIDE SEWER

SOUTHWEST SUBURBAN SEWER DISTRICT

10



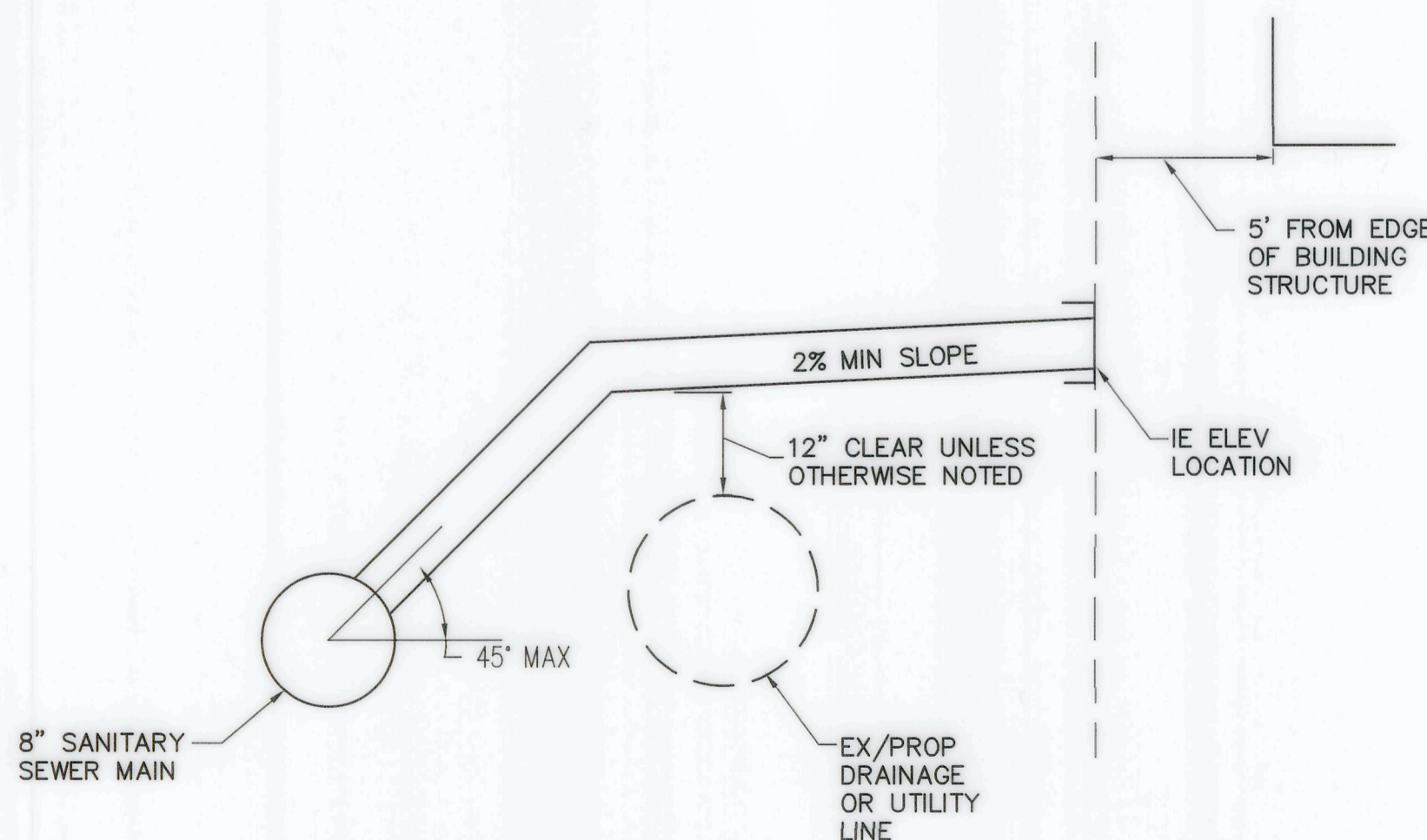
NOTES:

- MINIMUM TRENCH WIDTH SHALL BE: PIPE O.D.+12" (6" ON EACH SIDE OF PIPE). MAXIMUM TRENCH WIDTH SHALL BE: 40" FOR PIPE 18" DIAMETER AND SMALLER (1/2xI.D.)+18" FOR PIPE LARGER THAN 18"
- BEDDING GRAVEL SHALL BE PLACED A MINIMUM OF 6" BELOW AND A MINIMUM OF 6" ABOVE THE PIPE. SEE PROJECT SPECIFICATIONS FOR BEDDING GRAVEL GRADUATION.
- BACKFILL MATERIAL SHALL CONSIST OF IMPORTED GRAVEL MATERIAL AS REQUIRED OR DIRECTED. SEE PROJECT SPECIFICATIONS FOR GRADATION. CONTRACTOR SHALL TEST COMPACTION AS AT LEAST ONCE PER EVERY 300' TO ENSURE 95% COMPACTION.
- ODF MAY BE REQUIRED IN ALL PAVED AREAS.
- TRENCH SECTIONS SHALL BE CONSTRUCTED IN ACCORDANCE WITH THE RIGHT-OF-WAY PERMIT.
- IF USING NON-METALLIC PIPE, METALLIC LOCATOR TAPE SHALL BE BURIED 18-24" ABOVE THE SEWER PIPE. TAPE SHALL READ "CAUTION - BURIED SEWER LINE BELOW".

TYPICAL TRENCH SECTION

SOUTHWEST SUBURBAN SEWER DISTRICT

15



SANITARY SIDE SEWER DETAIL

NTS

A

RECORD DRAWINGS


THESE AS-BUILT DOCUMENTS HAVE BEEN PREPARED FROM THE CONTRACTOR'S REDLINED MARK-UPS OF THE CONSTRUCTION DOCUMENTS. THE ENGINEER REVIEWING THESE RECORD DRAWINGS HAS NOT WITNESSED ALL THE ELEMENTS OF CONSTRUCTION AND IS NOT RESPONSIBLE FOR ERRORS OR OMISSIONS IN DATA OR CERTIFY THE ACCURACY OF THE INFORMATION PROVIDED BY THE CONTRACTOR'S AS-BUILT REDLINES.

Z:\1600001-1600206 (Greenbridge)\1600206 (Greenbridge)\1600206 (Greenbridge)\Design\02-Design Development\SWSD\Phase 1&2\FCP Phase 1&2\FCP-20-08-SS-20 DTLS.dwg

Jul 27, 2022 - 11:19am BrouB

4	7/8/22	BJB	BJB	JF	FINAL CORRECTED PLANS (PHASE 1B & 2)
3	1/10/19	BJB	BJB	MAV	MYLAR SUBMITTAL
2	10/31/17	BJB	BJB	AGC	REVISED PER SWSSD COMMENTS
1	4/5/17	BJB	BJB	AGC	ORIGINAL SUBMITTAL
NO.	DATE	BY	CHD.	APPR.	REVISION

DRAWN BY	DESIGNED BY
BJB, TAD	BJB
CHECKED BY	APPROVED BY
BJB	AGC
DATE	
NOVEMBER 20, 2018	
J O B No. : 1600206	



SCALE:
AS NOTED



1601 5th Avenue, Suite 1600
Seattle, WA 98101
206.622.5822
www.kpff.com



KING COUNTY HOUSING AUTHORITY

WHITE CENTER, WASHINGTON

GREENBRIDGE DIVISION 8

SANITARY SEWER DETAILS

SHEET

SS-21

GREENBRIDGE DIVISION 8

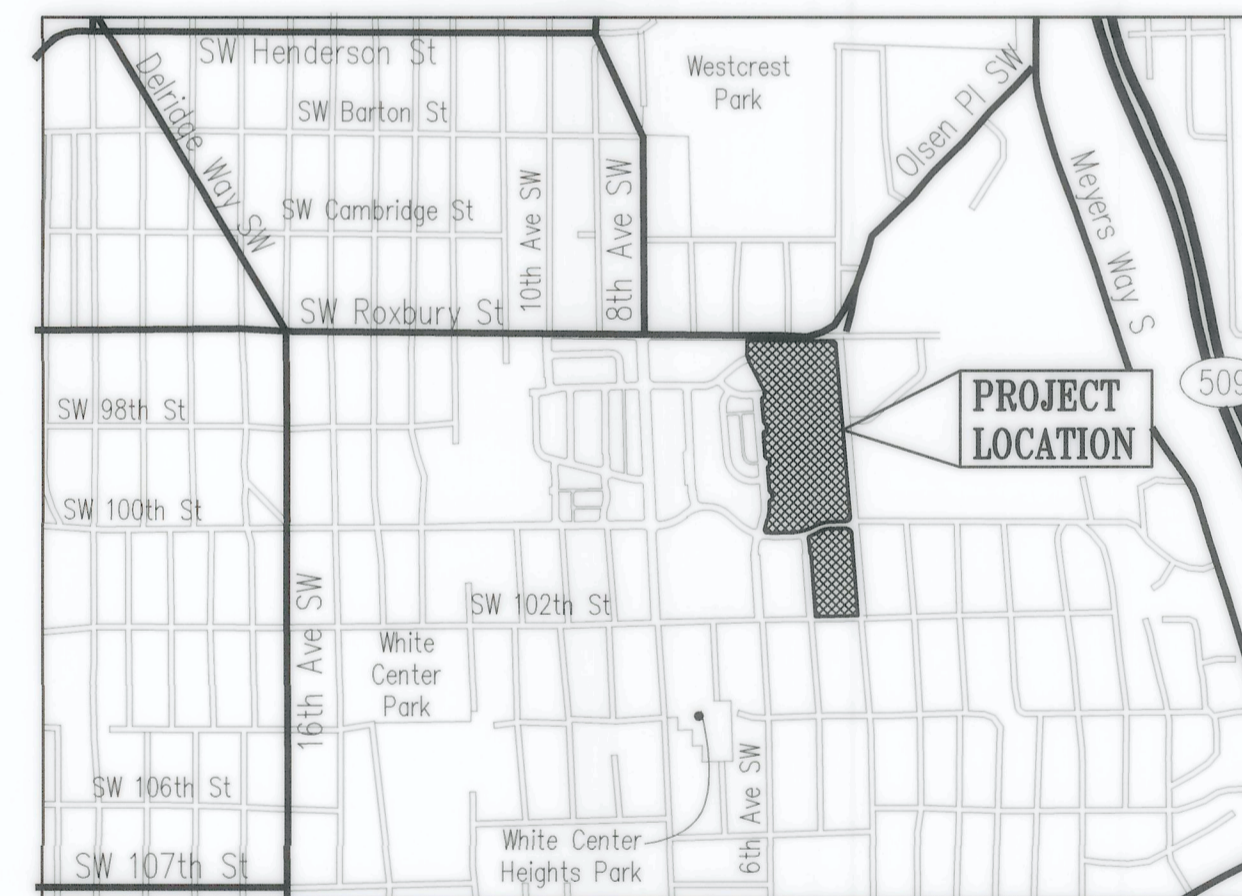
INFRASTRUCTURE

SANITARY SEWER IMPROVEMENT PLANS

(SOUTHWEST SUBUBAN SEWER DISTRICT)

SEC. 6, T.23 N., R.4E., W.M.
King County, Washington

FINAL CORRECTED PLANS
(PHASE 1B & 2)
JULY 2022



VICINITY MAP
N.T.S.

RECORD DRAWINGS
THESE AS-BUILT DOCUMENTS HAVE BEEN PREPARED FROM THE CONTRACTOR'S REDLINED MARK-UPS OF THE CONSTRUCTION DOCUMENTS. THE ENGINEER REVIEWING THESE RECORD DRAWINGS HAS NOT WITNESSED ALL THE ELEMENTS OF CONSTRUCTION AND IS NOT RESPONSIBLE FOR ERRORS OR OMISSIONS IN DATA OR CERTIFY THE ACCURACY OF THE INFORMATION PROVIDED BY THE CONTRACTOR'S AS-BUILT REDLINES.

Contract No.
PROJECT DEVELOPER
KING COUNTY HOUSING AUTHORITY
600 ANDOVER PARK WEST
SEATTLE, WA. 98188-3326
TELEPHONE: (206) 574-1196
CONTACT PERSON : JOHN ELIASON

PROJECT ENGINEER
KPFF CONSULTING ENGINEERS
1601 FIFTH AVENUE, SUITE 1600
SEATTLE, WASHINGTON 98101
TELEPHONE: (206) 622-5822



1601 5th Avenue, Suite 1600
Seattle, WA 98101
206.622.5822
www.kpff.com

